

# Recreational Crab and Shrimp Advisory Board Meeting

## Puget Sound Crustacean Team

Aaron Dufault, Katelyn Bosley,  
Don Velasquez, Daniel Sund



June 4, 2021

# 1) Welcome & Housekeeping

- Call for additional agenda topics
- Finalize Charter
  - Only received 3 signatures so far



# 2) 2021 Shrimp Season Update

Recreational update

- Short duration recreational openers

Marine Area	Date	Effort (#Boats)	Catch per Boat (lbs)	Daily Catch	Total	Rec. Share	Remaining
6 - Discovery Bay	5/19/2021	112	13.12	1476.24	2653.23	1425	<b>-1228.23</b>
	5/22/2021	107	10.99	1176.99			
8.1/8.2	5/19/2021	682	14.31	9752.63	13303.02	19788	6484.98
	6/2/2021	237	14.97	3550.39			
9	5/19/2021	329	15.44	5085.97	8460.83	7500	<b>-960.83</b>
	6/2/2021	221	15.25	3374.86			
10 - Elliott Bay	5/19/2021	337	22.00	7565.53	7565.53	3093	<b>-4472.53</b>
10 - Outside Elliott Bay	5/19/2021	371	13.19	4894.02	4894.02	5500	605.98
11	5/19/2021	256	8.18	2094.77	3011.23	5215	2203.77
	6/2/2021	112	?	916.46			
12	5/19/2021	1350	16.85	22744.58	71713	95000	23287
	5/22/2021	<b>1755</b>	16.60	29134.27			
	6/2/2021	1193	16.63	19833.80			

\* MA's 6/7 will be analyzed after this weekend



# 2) 2021 Shrimp Season Update

Tribal Update from TOCAS 6/4/2021

Region	Marine Areas	Spot Shrimp (Lbs)	Spot Shrimp Share	Non-spot Shrimp (Lbs)	Non-spot Shrimp Share	Spot Shrimp Harvest Dates
1	7	26,083	40,000	44,572	37,450	5/2 through now
2E	8-1,8-2	19,948	23,000	0	19,000	5/3
2W	9	1,193	7,500	367	5,000	5/8
3	4, 5, 6, 7	17,837	128,500	0	26,000	5/8, 5/15, 6/2
4	10	9,104	11,000	0	1,000	4/11 through 5/4
5	12	62,135	95,000	0	500	4/16, 4/17, 4/29, 4/30
6	11	3,159	5,150	0	1,000	4/17 through 5/24



# 2) 2021 Shrimp Season Update


State Commercial Pot Fishery  
Update through May 31

Region	Marine Areas	Spot Shrimp (Lbs)	Spot Shrimp Allocation	Non-spot Shrimp (Lbs)	Non-spot Shrimp Allocation
1	7	5,207	9,000	6,240	35,950
2E	8-1, 8-2	0	0	7,474	18,000
2W	9	0	0	0	4,500
3	4, 5, 6, 7	19,003	82,810	0	23,000
3	Discovery Bay	0	0	0	500
4	10	0	0	0	0
5	12	0	0	0	0
6	11, 13	0	0	0	0



# 3) PS Crab Management

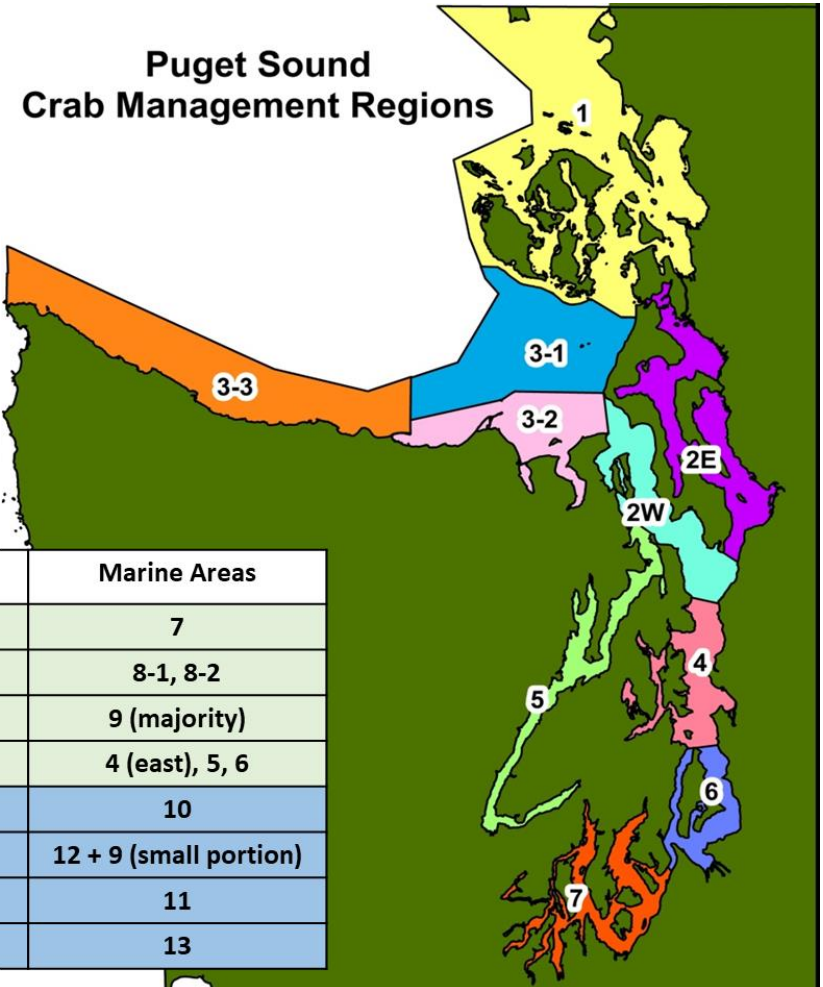
- **Size:** the minimum legal size of harvested crab is 6 ¼ inches
  - Provides ~ 2 years for males to reproduce before entering the fishery
- **Sex:** only male crab can be legally retained by the fishery
  - Allows females the opportunity to reproduce without harvest pressure
- **Season:** harvest is limited to minimize interaction with 'soft' crab
  - Reduces bycatch mortality
  - Maximizes the quality / value of the resource
  - All seasons are set around crab molt periods (*to avoid soft crab*)



# 3) PS Crab Management

## Fish and Wildlife Commission (FWC) Crab Policy

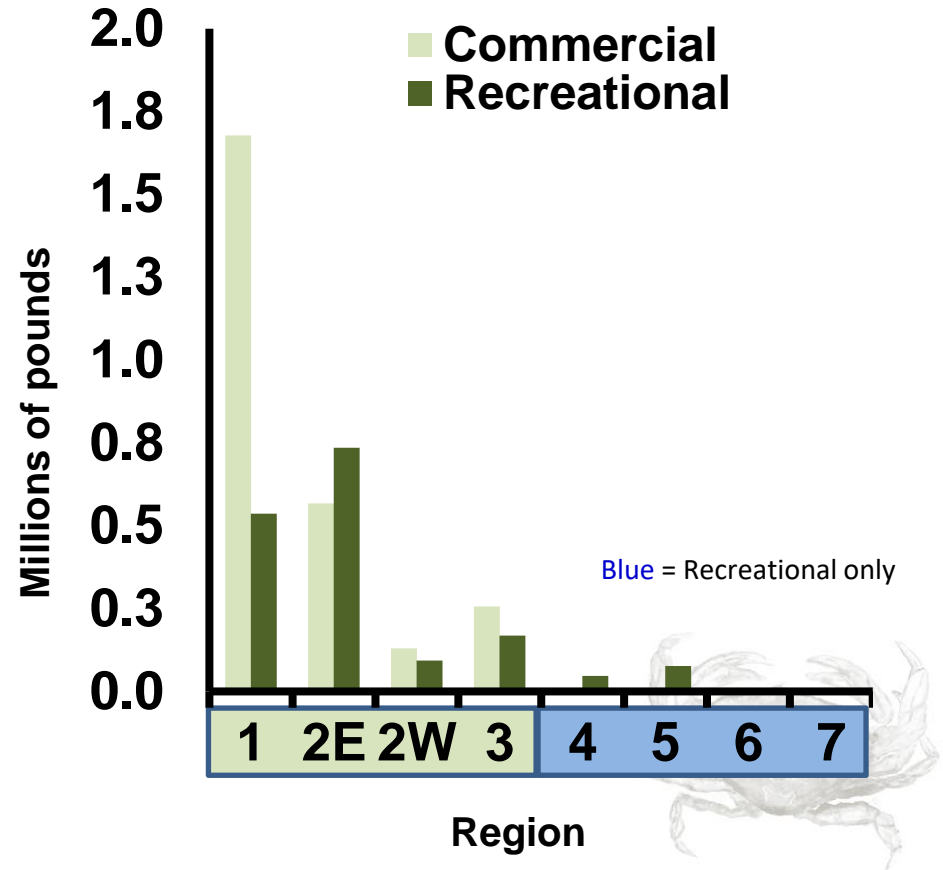
- Recreational priority
- Base recreational seasons for PS
- Regional rec/commercial priority (no commercial fisheries in regions 4,5,6)



# 3) PS Crab Management

## The management process

- Pre-season management plans
  - Fishery ground rules
- Recreational season first
  - Seasons set by policy
  - Most regulations in permanent WAC
- Commercial fishery takes remainder of the quota
  - Tight regulation of commercial fishery keeps state within share





# 3) PS Crab Management (cont.)

## Management Plans

- 8 separate plans each year for Puget Sound
- 15 separate Tribes as co-managers
- Many details including:
  - Gear regulations
  - Initial quotas and how to adjust in-season
  - Recent harvest history
  - Effective dates
  - Harvest windows to avoid softshell crab
  - How catch is officially recorded and tracked
- Fisheries may proceed without a plan under 4.6 rules



# 3) PS Crab Management (cont.)

## Management Challenges

- Many issues specific to crab
  - Quota Setting
  - Unreported Catch
  - Softshell period
  - Available management tools
  - Current crab policy
  - Derelict/closed season traps



# 3) PS Crab Management (cont.)

## Red Rock Crab Management

- Normally opened with Dungeness crab seasons only
- Secondary target for most recreational crabbers
- No recreational catch estimates or CRC
- State commercial crabbers can't keep and sell
  - Tribal commercial may keep and sell
  - Very low ex-vessel value compared to Dungeness
- Traps will capture both species
- "Claws only" harvest illegal



# 4) 2020 Crab Season Summary

## State Summary 2020-2021 Season

Management Region	Marine Area	Regional State Share	State Recreational Summer Harvest*	Summer Estimated Unreported Catch (EUC)	State Recreational Winter Harvest*	Winter Estimated Unreported Catch (EUC)	State Commercial Harvest	State Commercial EUC	Total State Harvest To Date
1	7	2,400,000	424,038	25,442	60,177	3,611	1,877,445	18,774	2,409,487
2E	8-1,8-2	1,100,000	724,933	43,496	72,159	4,330	277,661	2,777	1,125,355
2W	9	225,000	66,678	4,001	12,315	739	82,269	823	166,824
3-1	6, N	45,000	1,802	108	272	16	42,179	422	44,799
3-2	6, SE	350,000	110,811	6,649	16,743	1,005	137,988	1,380	274,575
3-3	4, 5, 6 SW	25,000	5,431	326	483	29	12,850	129	19,247
4	10	38,682	35,615	2,137	285	17	0	0	38,054
5	12	na	62,636	3,758	19,418	1,165	0	0	86,977
6	11	37,500	26,585	1,595	65	4	0	0	28,249
7	13	0	101	6	36	2	0	0	145
STATE HARVEST TOTALS		4,221,182	1,458,630	87,518	181,953	10,917	2,430,392	24,304	4,193,714



# 4) 2020 Crab Season Summary

## Tribal Summary 2020-2021 Season

MANAGEMENT REGION	MARINE AREA	REGIONAL TREATY SHARE	TREATY COMMERCIAL HARVEST	TREATY COMMERCIAL EUC	TREATY C&S	TREATY C&S EUC	TOTAL TREATY HARVEST TO DATE
1	7	2,400,000	2,386,212	23,862	2,031	122	2,412,227
2E	8-1,8-2	1,100,000	1,179,703	11,797	9,564	574	1,201,638
2W	9	225,000	217,874	2,179	0	0	220,053
3-1	6, N	45,000	35,581	356	300	18	36,255
3-2	6, SE	350,000	346,462	3,465	0	744	350,671
3-3	4, 5, 6 SW	25,000	19,402	194	0	0	19,596
4	10	40,000	54,432	544	510	31	55,517
5	12	na	177,738	1,777	0	0	179,515
6	11	37,500	37,377	374	1,322	79	39,152
7	13	1,500	0	0	91	5	96
TREATY HARVEST TOTALS		4,224,000	4,454,781	44,548	13,818	1,573	4,514,720



# 4) 2020 Crab Season Summary

## Recreational Fishery

- 222,181 endorsements sold (10 yr avg is 221,177)
- All marine areas except MA 13 had summer seasons
  - MA 10 and MA 11 were only open 2 days per week from July 12 – Sept 7
- MA 4, 5, 6, 7, 8-1, 8-2, 9, and 12 had winter seasons
- Malware incident of late Sept. delayed generation of summer recreational estimates
- CRC reporting rate dropped substantially for summer (-15%) and winter (-4%).



# 4) 2020 Crab Season Summary

## State Commercial Harvests and Dates

Region	Marine Areas	Dungeness Crab (Lbs)	Harvest Dates
1	7	1,896,219	10/5/20 - 11/28/20 <i>and</i> 12/8/20 - 4/11/21
2E	8-1,8-2	280,438	12/12/20 - 2/17/21
2W	9	83,092	10/5/20 - 2/15/21
3	4, 5, 6	194,947	10/5/20 - 4/15/21
4	10	0	None
5	12	0	None
6	11	0	None
7	13	0	None





**Break - 5 min**



# 5) 2021 Recreational Crab Season Planning

## Crab Plan Status

MANAGEMENT REGION	MARINE AREAS	2021 CRAB PLAN STATUS	TRIBAL HARVEST BEGUN?	PRELIMINARY STATE SHARE
1	7	Negotiating	No	2,200,000
2E	8-1,8-2	Negotiating	Yes	1,000,000
2W	9	Negotiating	No	TBD (225,000 last)
3-1	6 (N)	Negotiating	No	45,000
3-2	6 (SE)	Negotiating	No	350,000
3-3	4, 5, 6 (SW)	Negotiating	No	25,000
4	10	Negotiating	Yes	55,000
5	12	Negotiating	No	TBD
6	11	Finalized	Yes	22,500
7	13	Finalized	Closed	0



# 5) 2021 Recreational Crab Season Planning

## Recreational Season Structure

MANAGEMENT REGION	MARINE AREAS	SUMMER SEASON	STRUCTURE	PRELIMINARY STATE SHARE
1	7 North	Aug 19 - Sept 30	5 days per week	2,200,000
1	7 South	July 15 - Sept 30	5 days per week	(Included above)
2E	8-1,8-2	July 1 - Sept 6	5 days per week	1,000,000
2W	9	July 1 - Sept 6	5 days per week	TBD (225,000 last)
3-1	6 (N)	July 1 - Sept 6	5 days per week	45,000
3-2	6 (SE)	July 1 - Sept 6	5 days per week	350,000
3-3	4, 5, 6 (SW)	July 1 - Sept 6	5 days per week	25,000
4	10	TBD	TBD	55,000
5	12	July 1 - Sept 6	5 days per week	TBD
6	11	TBD	TBD	22,500
7	13	None	Closed	0



## 6) Status Update on EUC and Budgets

- Following our EUC conversation with advisors in April, we have been exploring funding options to support expanded creeling in PS
- For 2021 crab management plans – the new EUC value (9.97%) will be adopted throughout Puget Sound





# Advisor Comments, Feedback and Ideas

[Notes Document](#)