

Raffle Proceeds





Figures reflect raffle proceeds based on the License Year.

| | Bighorn Sheep CA | Bighorn Sheep Rocky Mtn. | Deer Black-tailed ¹ | Deer Mule ^{2A} | Deer White-tailed ^{3A} | Elk East-side ⁴ | Elk West-side | Moose | Mtn. Goat | North Central WA | North East WA | South Central WA | South East WA | Three Deer | Yearly Total |
|--------------------------|------------------|--------------------------|--------------------------------|-------------------------|---------------------------------|----------------------------|------------------|------------------|------------------|------------------|------------------|------------------|------------------|------------------|--------------------|
| 1997 | \$14,680 | | | \$14,451 | | \$25,798 | | \$11,980 | | | | | | | \$66,909 |
| 1998 | \$10,688 | | | \$6,843 | | \$18,191 | | \$8,233 | | | | | | | \$43,955 |
| 1999 | \$6,480 | | | \$3,575 | | \$7,230 | | \$5,160 | | | | | | | \$22,445 |
| 2000 | \$11,560 | | | \$4,770 | | \$8,385 | | \$5,720 | | | | | | | \$30,435 |
| 2001 | \$24,186 | | | \$7,146 | | \$11,453 | | \$8,592 | \$4,321 | | | | | | \$55,698 |
| 2002 | \$27,533 | | | \$10,423 | | \$13,699 | \$6,690 | \$10,325 | \$6,238 | | | | | | \$74,908 |
| 2003 | \$24,646 | | | \$11,282 | | \$13,922 | \$7,209 | \$9,908 | \$5,661 | | | | | | \$72,628 |
| 2004 | \$28,065 | | | \$18,949 | | \$22,063 | \$11,573 | \$15,923 | \$8,420 | | | | | | \$104,993 |
| 2005 | \$20,218 | \$61,434 | \$6,404 | | \$17,048 | \$25,488 | \$12,241 | \$16,304 | \$10,097 | | | | | | \$169,234 |
| 2006 | \$33,334 | \$101,250 | \$6,796 | | \$19,788 | \$24,998 | \$13,449 | \$19,522 | \$11,216 | | | | | | \$230,353 |
| 2007 | \$31,521 | \$91,692 | \$7,947 | | \$22,500 | \$27,441 | \$15,147 | \$24,962 | \$12,987 | | | | | | \$234,197 |
| 2008 | \$39,425 | \$80,352 | \$8,321 | | \$24,467 | \$29,795 | \$15,278 | \$32,067 | \$18,059 | | | | | | \$247,764 |
| 2009 | \$29,450 | \$55,350 | \$7,016 | \$23,549 | \$13,320 | \$31,626 | \$13,946 | \$28,791 | \$21,047 | | | | | | \$224,095 |
| 2010 | \$35,977 | \$51,030 | \$9,855 | \$26,694 | \$9,666 | \$31,968 | \$20,691 | \$46,160 | \$16,101 | \$31,023 | \$21,155 | \$27,095 | \$20,088 | \$13,217 | \$360,720 |
| 2011 | \$25,717 | \$38,380 | \$4,356 | \$12,038 | \$4,104 | \$19,058 | \$8,465 | \$26,581 | \$11,786 | \$32,522 | \$14,837 | \$18,684 | \$19,530 | \$20,534 | \$256,592 |
| 2012 | \$35,720 | \$69,071 | \$4,645 | \$16,535 | \$5,090 | \$23,940 | \$7,885 | \$26,129 | \$9,175 | \$23,790 | \$9,045 | \$12,690 | \$21,040 | \$23,955 | \$288,710 |
| 2013 | \$18,700 | \$78,251 | \$4,150 | \$16,890 | \$7,845 | \$36,720 | \$10,300 | \$23,655 | \$8,555 | \$19,515 | \$21,045 | \$19,425 | \$56,300 | \$15,270 | \$336,621 |
| 2014 | \$48,500 | \$119,255 | \$5,580 | \$15,150 | \$5,505 | \$22,605 | \$11,945 | \$34,340 | \$15,755 | \$34,695 | \$17,715 | \$22,365 | \$28,140 | \$27,675 | \$409,225 |
| 2015 | \$38,170 | \$137,780 | \$5,620 | \$15,215 | \$5,120 | \$13,730 | \$15,160 | \$19,900 | \$11,770 | \$24,240 | \$18,930 | \$27,450 | \$19,440 | \$11,490 | \$364,015 |
| 2016 | \$38,020 | \$69,547 | \$5,635 | \$15,355 | \$6,355 | \$17,400 | \$13,550 | \$27,630 | \$20,420 | \$43,995 | \$20,400 | \$25,875 | \$29,900 | \$16,680 | \$350,762 |
| Species Sub-total | \$542,590 | \$953,392 | \$76,325 | \$218,865 | \$140,808 | \$425,510 | \$183,529 | \$401,882 | \$191,608 | \$209,780 | \$123,127 | \$153,584 | \$194,438 | \$128,821 | \$3,944,259 |

¹ Includes 2005-08 Deer Westside, ² 1997-2004 Deer Statewide, ³ 2005-08 Deer Eastside, ⁴ 1997-2001 Elk Statewide, ^A Raffle change 2008-09 from Deer Eastside to White-tailed and Mule Deer

Raffle Proceeds

Figures reflect raffle proceeds based on the License Year.



¹ Includes 2005-08 Deer Westside, ² 1997-2004 Deer Statewide, ³ 2005-08 Deer Eastside, ⁴ 1997-2001 Elk Statewide, ^A Raffle change 2008-09 from Deer Eastside to White-tailed and Mule Deer