

# Fish Washington Mobile App - User Guide



## Download the app

The app is available for download at **Google Play** and **Apple's App Store**.



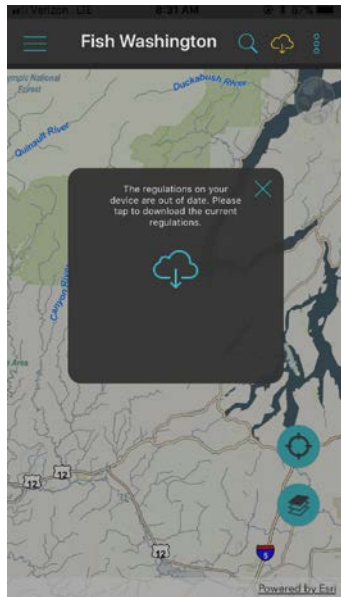
## Fish Washington Mobile App Features

- ✓ See current and future regulations for each body of water
- ✓ Find places to fish using an interactive map – search by name of body of water, county, city, or current location
- ✓ Filter for target species (salmon and steelhead)
- ✓ Get real-time notifications about regulation changes and emergency rules
- ✓ Find boat launch locations
- ✓ Report poaching in progress
- ✓ Share favorite fishing locations or photos with friends/family
- ✓ Use mobile app offline

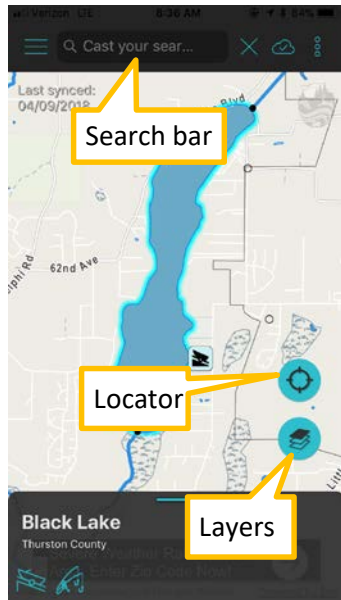


# Search for places to fish and check regulations

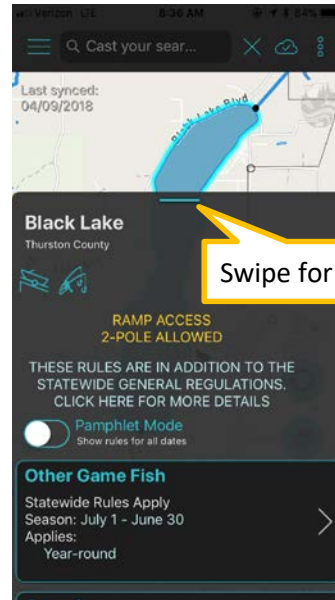
Open the Fish Washington app and follow instructions to download the most recent regulations.



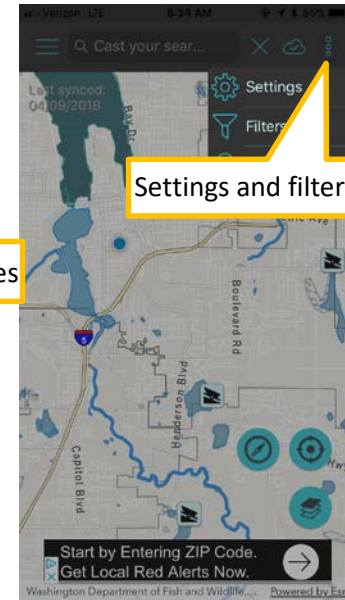
Search for a body of water using the search bar or tap on a lake, river, or marine area on the map.



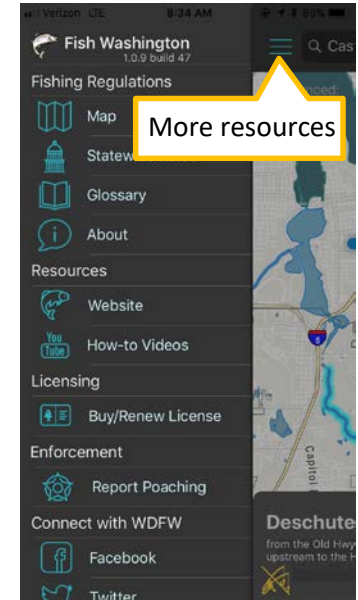
Swipe up to see detailed regulations for selected body of water.



Filter search results by target species (salmon or steelhead)



Read about fishing regulations and find other resources.



## Important notes

The following capabilities are **NOT** currently featured on the Fish Washington mobile app:

- Report your catch, submit catch record cards
- See your fishing licenses and endorsements
- Identify fish species (Use [Fish Washington](#) website instead)
- Get directions to fishing spots or boat launches (Use [Fish Washington](#) website instead)

To keep the Fish Washington mobile app free for anglers, advertisements are provided via an independent advertising service.

No user information is collected by the Washington Department of Fish and Wildlife.