






Shillapoo Addition Clark County

This WDFW project is 90 acres situated along the shoreline of the Columbia River adjacent to the Shillapoo Wildlife Area. The parcels include optimal shoreline and riparian habitats that have the potential for both salmonid restoration and the continuation of wetland habitat management. Recreational opportunities include hunting, fishing, and wildlife viewing.





Shillapoo Addition

-  WDFW Leased
-  Owned
-  State Route
-  Rivers