



© Craig M. Monette

# Wolf post-recovery plan scoping update



Washington  
Department of  
**FISH and  
WILDLIFE**

# Digital open houses

Sept. 17 (6:00 – 7:30 PM)

Live viewers: 227

People who watched later: 123

Total plays: 350

Sept. 25 (12:00 – 1:00 PM)

Live viewers: 80

People who watched later: 46

Total plays: 126

Oct. 15 (6:00 – 7:30 PM)

Live viewers: 80

People who watched later: 52

Total plays: 132

\*Recorded  
webinars  
available at  
[wdfw.wa.gov/  
wolves-post-  
recovery](https://wdfw.wa.gov/wolves-post-recovery)



# Scoping comments

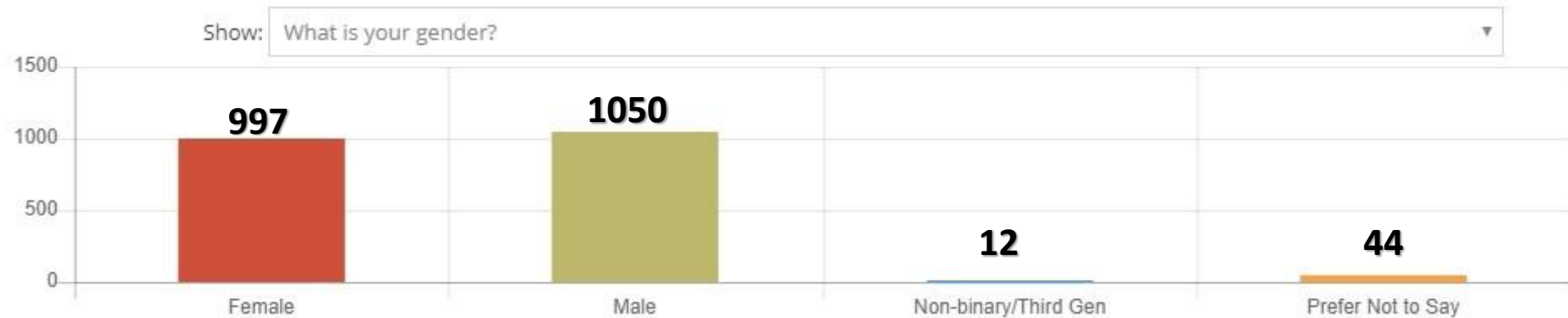
(Numbers may change slightly because of duplicate submissions)

7,801 comments/submissions

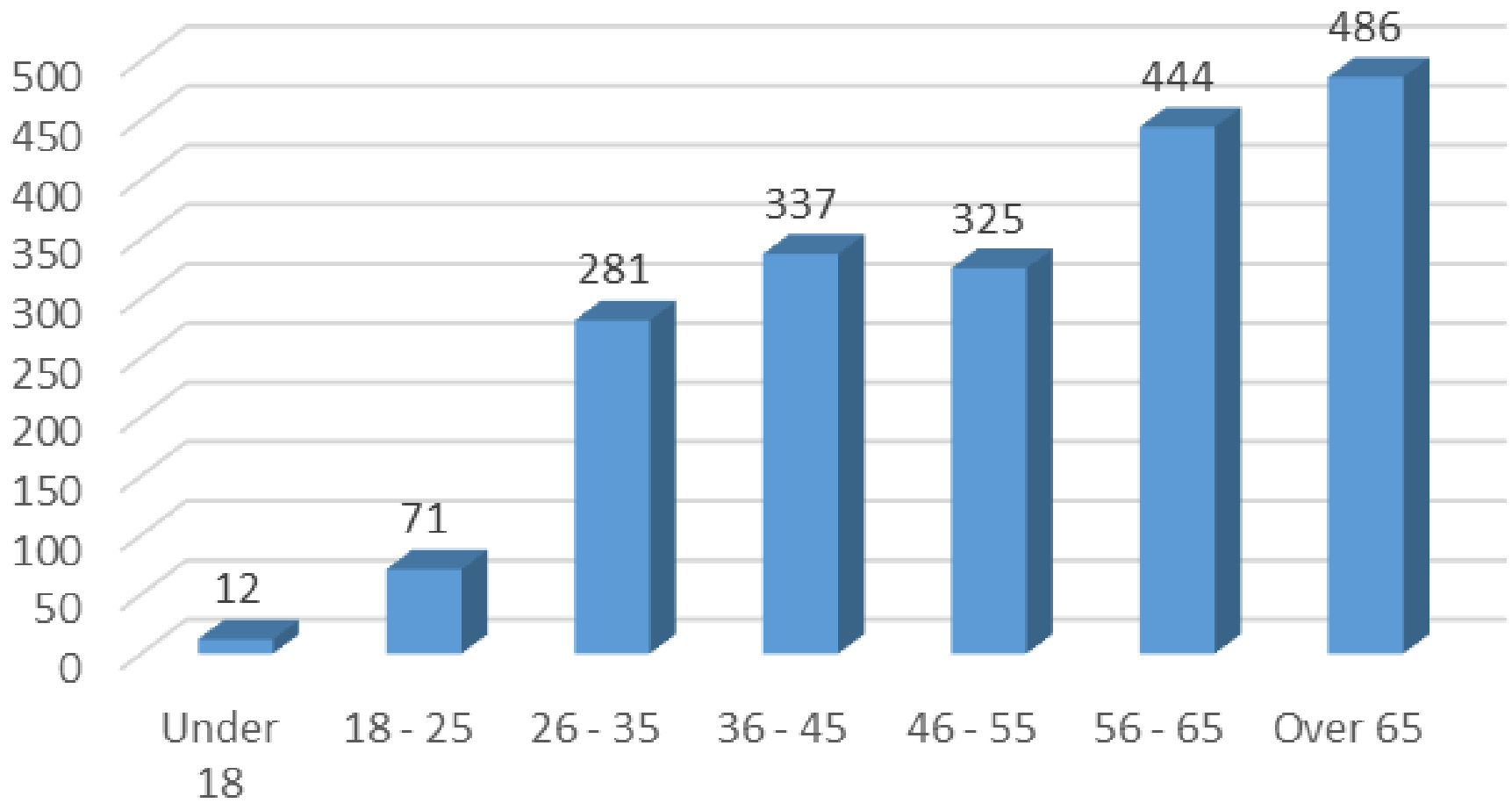
- 2,103 survey respondents
- 418 open comments
- 68 mailed or e-mailed comments
- 5,212 comments through NGO websites



# Demographics (N = 2,103, self-reported)

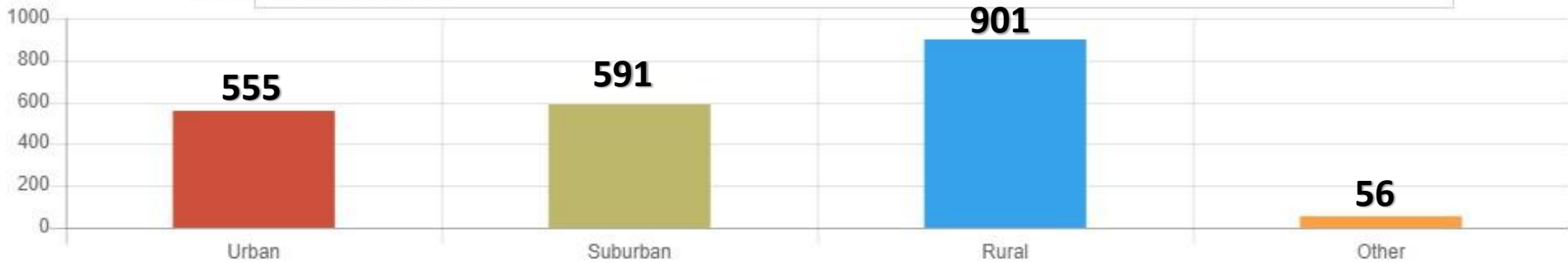


# Age of scoping survey respondents, N = 1,956

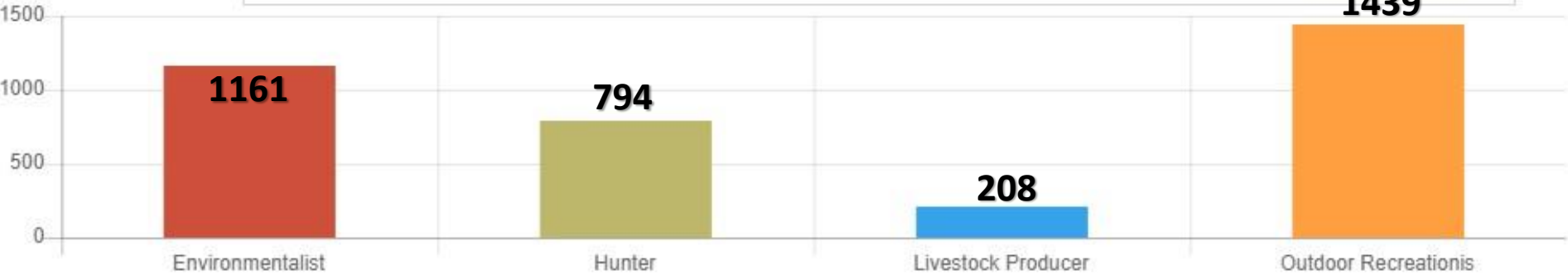


# Demographics (N = 2,103, self-reported)

Show: Residential setting:



Show: Do you identify yourself as any of the following?

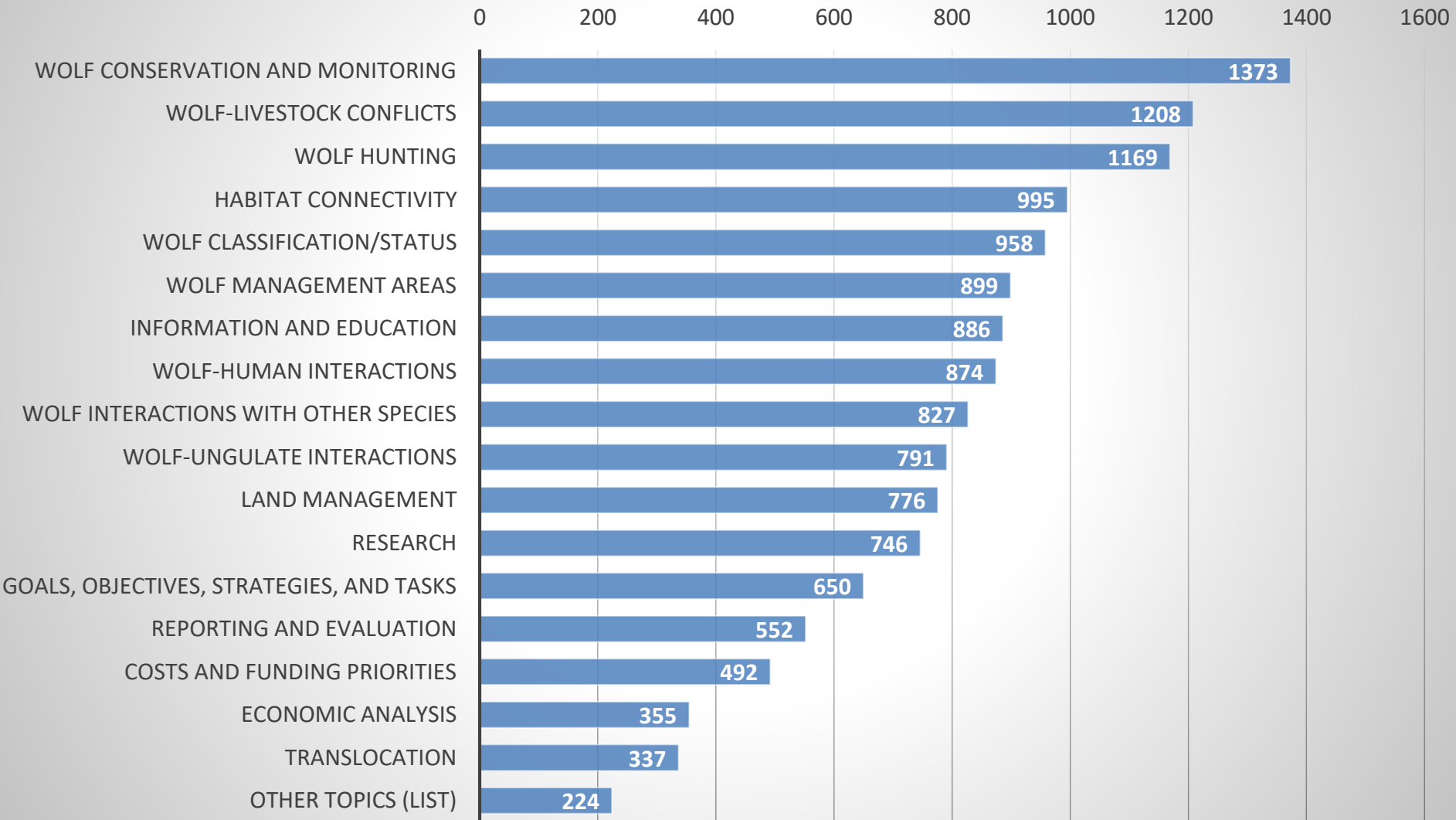


Respondents could choose all that apply to this question.



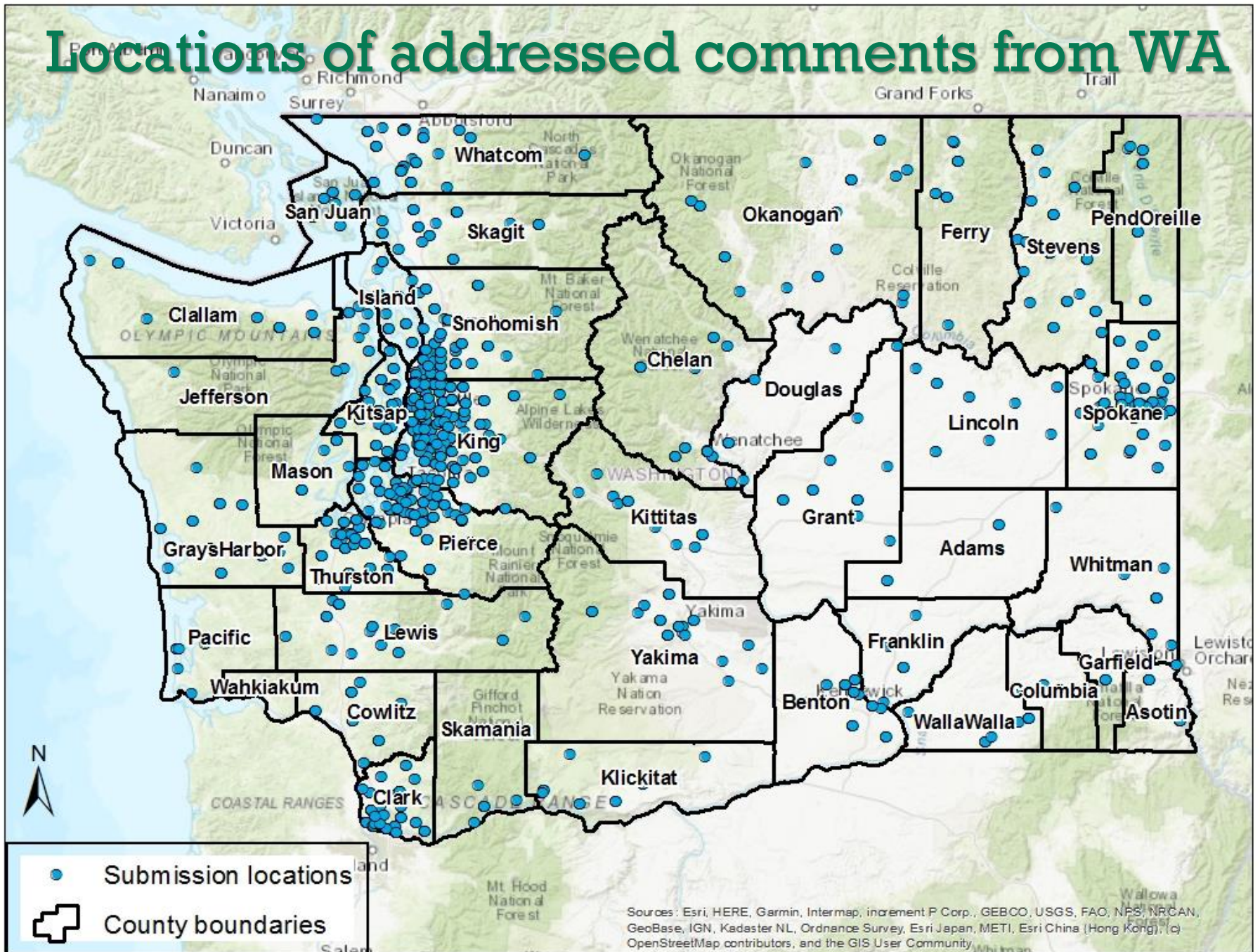
# WHICH IMPACT TOPICS ARE MOST IMPORTANT TO YOU?

(N = 2,103)





# Locations of addressed comments from WA



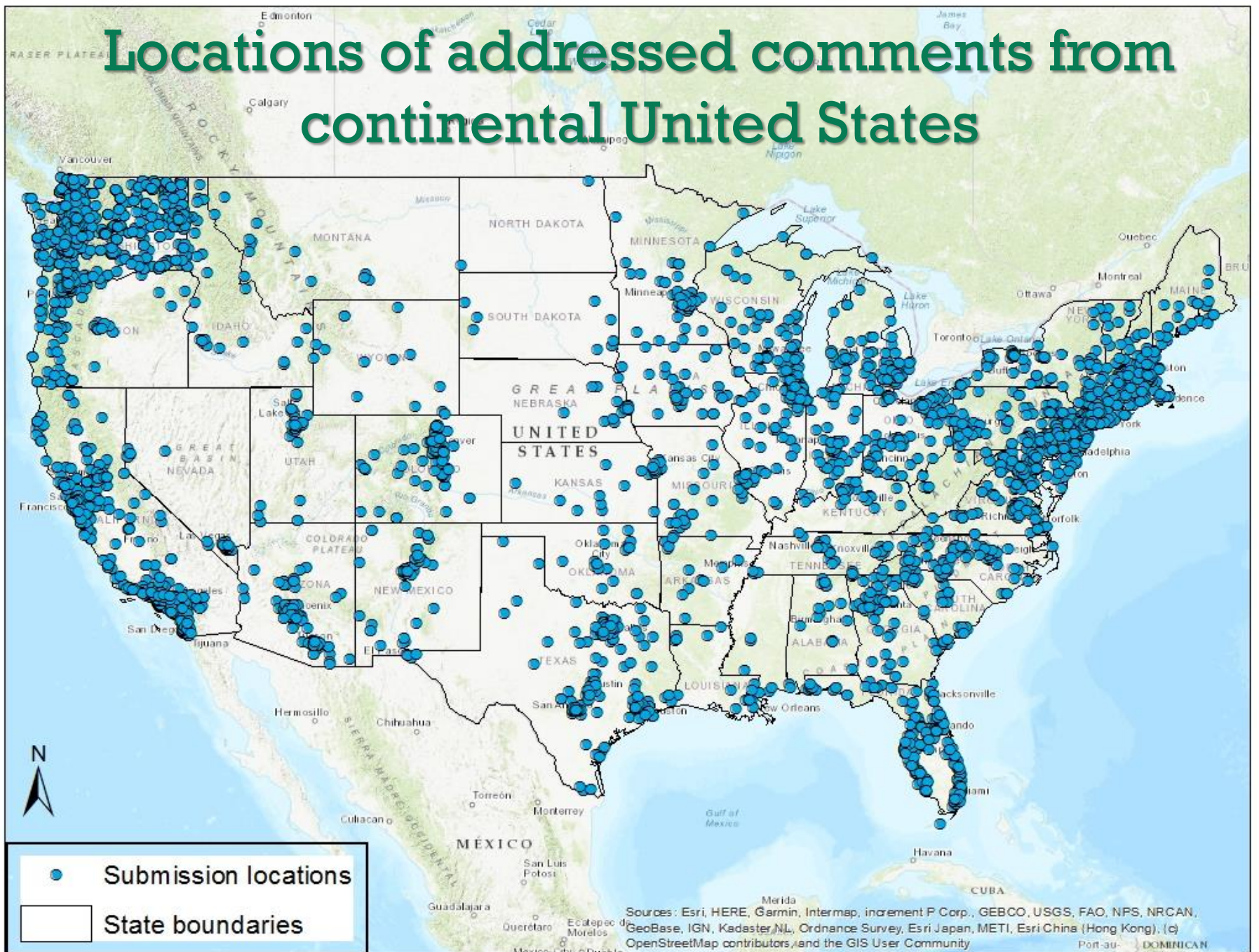


# WA counties ranked by comments per capita

	County	Comment count		County	Comment count
1	Stevens	218	20	GraysHarbor	40
2	Garfield	6	21	Spokane	273
3	PendOreille	32	22	Douglas	22
4	Ferry	18	23	Lewis	40
5	Jefferson	55	24	Columbia	2
6	San Juan	26	25	Wahkiakum	2
7	Kittitas	69	26	Mason	31
8	Okanogan	61	27	Kitsap	115
9	Lincoln	13	28	Cowlitz	45
10	Skagit	127	29	King	917
11	Asotin	21	30	Whitman	20
12	Chelan	73	31	Snohomish	301
13	Skamania	11	32	Adams	7
14	Klickitat	19	33	Grant	32
15	Whatcom	187	34	Pacific	7
16	WallaWalla	47	35	Pierce	257
17	Clallam	55	36	Clark	141
18	Thurston	204	37	Yakima	61
19	Island	53	38	Benton	47
			39	Franklin	13



# Locations of addressed comments from continental United States



# Comment information

1. ~47% of comments came from within Washington state.
2. An additional ~3% came from Oregon, Idaho, and Montana, states where Washington wolves regularly disperse to and from.
3. ~13% of comments came from within occupied wolf range in Washington state.



# General comment topics (so far)

Classification	Land management
Collaborative process	Lethal removal of wolves
Compensation	Plan development process
Data sharing	Predator-prey relations
Disease in wolves	Research
Ecotourism	Translocation
Education and outreach	Wolf conservation and monitoring
Funding and economic impacts	Wolf role in ecosystems
Hunting of wolves	Wolf-human interactions
Wolf-livestock conflict	