



Washington Department of
FISH and WILDLIFE

Puget Sound Commercial Crab Advisory Group Meeting

September 10, 2024

6:00 pm – 7:30 pm


Meeting Agenda

1. Welcome and housekeeping (*15 min*)
2. 2023/2024 Season Review (*20 min*)
3. 2024/2025 Season Status (*15 min*)
4. 2024/2025 Season Structure Proposals (*15 min*)
5. Other topics and Discussion (*25 min*)



Staff Introductions

Katelyn Bosley
Puget Sound Crustacean Lead
(360) 302-3030 ext. 319
katelyn.bosley@dfw.wa.gov



Aaron Dufault
Puget Sound Shellfish Manager
(360) 902-2791
aaron.dufault@dfw.wa.gov



Daniel Sund
Commercial Crustacean Biologist
(360) 302-6372
Daniel.Sund@dfw.wa.gov



Brad Speidel
Commercial Crustacean Biologist
(253)-263-5560
Brad.Speidel@dfw.wa.gov



Don Velasquez
Recreational Crustacean Biologist
(425) 725-3038
Donald.Velasquez@dfw.wa.gov



Blair Winnacott
Recreational Crustacean Biologist
(425) 758-5082
Blair.Winnacott@dfw.wa.gov



Committee Members

Advisory Position	Advisor	Email
<i>Bellingham / Blaine #1</i>	Brian Haling (Harvester)	bhaling1970@yahoo.com
<i>Bellingham / Blaine #2 / Independent Seat</i>	Ficus Chan (Harvester)	figus@live.com
<i>Anacortes / La Conner / Oak Harbor #1</i>	Brett Senff (Harvester)	brettsenff@hotmail.com
<i>Anacortes / La Conner / Oak Harbor #2</i>	Woody Atterberry (Harvester)	atterberry@gmail.com
<i>S Whidbey / Everett / Seattle Metro #1</i>	John Evich (Harvester)	johncevich@gmail.com
<i>S Whidbey / Everett / Seattle Metro #2</i>	Ryan McCartney (Harvester)	ryanjmac24@gmail.com
<i>Olympic Peninsula #1</i>	Andy Fisk (Harvester)	fiskbobbandy@gmail.com
<i>Olympic Peninsula #2</i>	Sam Bain (Harvester)	sambain2019@gmail.com
<i>At Large (Harvester)</i>	Greg Dickison (Harvester)	fish2livemobile@gmail.com
<i>At Large (Harvester)</i>	Mark Hammer (Harvester)	fishhead2u@comcast.net
<i>Dealer #1</i>	Nick Mareno (Fathom Seafood)	nickm@fathomseafood.com
<i>Dealer #2</i>	Chris Sparks (Wildcatch Seafood Products)	chris@wildcatchsea.com
<i>Dealer #3</i>	Greg Moe (M&M Crab)	mandmcrab@yahoo.com
<i>At Large (Dealer)</i>	Scott Kimmel (New Day Fisheries)	ndfish@cablespeed.com
<i>PS Crab Association President</i>	Brian Allison (Puget Sound Crab Association President)	brianeallison@comcast.net



Dealer and Harvester Sub-Committees

Advisors will be split between dealer and harvester sub-committees based on the seat that they hold on the advisory board.

- Promote open discussion.
- Provide a venue for multiple facets of the industry to directly engage with the department.
- Provide perspectives valuable to department decisionmaking.

Dealer Sub-Committee: Scott Kimmel, Chris Sparks, Greg Moe, Nick Mareno, Ficus Chan

Harvester Sub-Committee: Woody Atterberry, Greg Dickison, Andy Fisk, Sam Bain, Mark Hammer, Brian Haling, Brian Allison, Ryan Macartney, John Evich, Brett Senff



Puget Sound Commercial Crab Advisory Group

Advisors are required to register as volunteers with the department. Registration can be done online or by paper application.

- <https://wdfw.wa.gov/get-involved/volunteer>

Advisors are eligible for compensation for the time and reimbursement of expenses related to their advisory duties.

- Report time and expenses either online or by paper form.
- Please contact staff if you have any questions.

Compensation rates for ongoing participation	
Up to and including one hour	\$45
More than one hour and equal to two hours	\$90
More than two hours and equal to three hours	\$135
More than three hours and equal to four hours	\$180
Anything over four hours	\$200
Compensation rates for one-time engagement activities	
Up to and including one hour	\$25
Up to four hours or less	\$100
Anything over four hours	\$200



Harvest Updates – 2023/2024 State Harvest

Management Region	Marine Area	Regional State Share	State Summer Recreational Catch	State Summer EUC	State Winter Recreational Catch	State Winter EUC	State Commercial Harvest	State Commercial EUC	Total State Harvest To-Date	State Balance To-Date
1	7	2,300,000	413,942	41,270	73,125	7,291	1,661,376	16,614	2,213,617	86,383
2E	8-1,8-2	1,155,346	437,302	43,599	68,142	6,794	622,211	6,222	1,184,270	-28,924
2W	9	208,015	88,796	8,853	22,129	2,206	86,713	867	209,564	-1,549
3-1	6, N	44,415	1,526	152	459	46	30,896	309	33,389	11,026
3-2	6, SE	385,000	91,969	9,169	27,666	2,758	241,810	2,418	375,791	9,209
3-3	6, W	15,500	1,908	190	574	57	5,108	51	7,889	7,611
3-4	4, 5	9,500	4,783	477	1,436	143	0	0	6,839	2,661
4	10	49,418	59,783	5,960	351	35	0	0	66,129	-16,711
5	12	192,475	70,148	6,994	13,117	1,308	0	0	91,567	100,908
6	11	44,000	51,561	5,141	27	3	0	0	56,731	-12,731
7	13	0	90	9	49	5	0	0	153	-153
STATE HARVEST TOTALS		4,403,669	1,221,809	121,814	207,075	20,645	2,648,114	26,481	4,245,939	

RED indicates areas without a signed plan and agreed-to quota



2024 / 2025 Season Status Updates



Harvest Updates – 2024/2025 State Harvest

Management Region	Marine Area	Regional State Share	State Summer Recreational Catch	State Summer EUC	State Winter Recreational Catch	State Winter EUC	State Commercial Harvest	State Commercial EUC	Total State Harvest To-Date	State Balance To-Date
1	7	2,300,000								
2E	8-1,8-2	1,171,076								
2W	9	223,451								
3-1	6, N	45,000								
3-2	6, SE	375,000								
3-3	6, W	15,500								
3-4	4, 5	9,500								
4	10	43,289								
5	12	192,475								
6	11	77,269								
7	13	0								
STATE HARVEST TOTALS		4,452,560								

RED indicates areas without a signed plan and agreed-to quota



2024/2025 – Recreational Season Update (through Labor Day)

Creel data collection from recreational crabbers (4,832 boats, 19,481 Dungenies).

- Dungeness "males only" rule: Almost all people understand/comply
- Immediate recording on CRC: Compliance is poor
- Dungeness 6 ¼ in min size rule: Violations common, particularly in areas heavily fished by Tribes
- Softshell release rule: Violations common, particularly in areas heavily fished by Tribes

Marine Area summary reports from creel data.

- **Marine Area 6:** Very large crab. Catch rates are much greater than 2023. Excellent catch in most areas.
- **Marine Area 7S:** Fishery has performed well in these catch areas. Highest recreational cpue in 22A-1.
- **Marine Area 7N:** Rec catch rates are near the PS wide recreational average. Success has declined compared to last year (2023).
- **Marine Area 8-1:** Rec catch rates were good and outperformed 2023. Heavy crab in Saratoga Passage.
- **Marine Area 8-2:** Rec catch in Port Susan performing much better than 2023. Catch in Everett area is okay with catch similar to last year. 10% of retained Dungeness in Everett is soft-shell.
- **Marine Area 9:** Very large crab. Catch rates are much greater than 2023. Excellent catch in most areas.
- **Marine Area 10:** Only open 2 days per week,
- **Marine Area 11:** Only open 2 days per week,
- **Marine Area 13:** Closed since 2018. Some Dungeness recovery at Nisqually site only.



Rec Crab Creel: What and why?

WDFW crab creel = Interviewing crabbers at access points and collecting catch and compliance information used for management.

Objectives

1. Determine average # of Dungeness crab retained that are not recorded on CRCs.
2. Collect other fisheries related information (effort/catch rates, different user groups, red rock crab catch).
3. Education/identify compliance issues

Creels conducted (~6 hours for each creel): 333

Boats contacted: 4,832

Total Dungeness checked: 19,081

Total Dungeness weighed: 13,863



MA 7 North (Region 1)

PRELIMINARY RESULTS

20A-1 (2024):

Boats: 123 boats

Dungeness per boat: 7.6

CPUE: 1.97

Weight per Dungeness: 1.75 lbs.

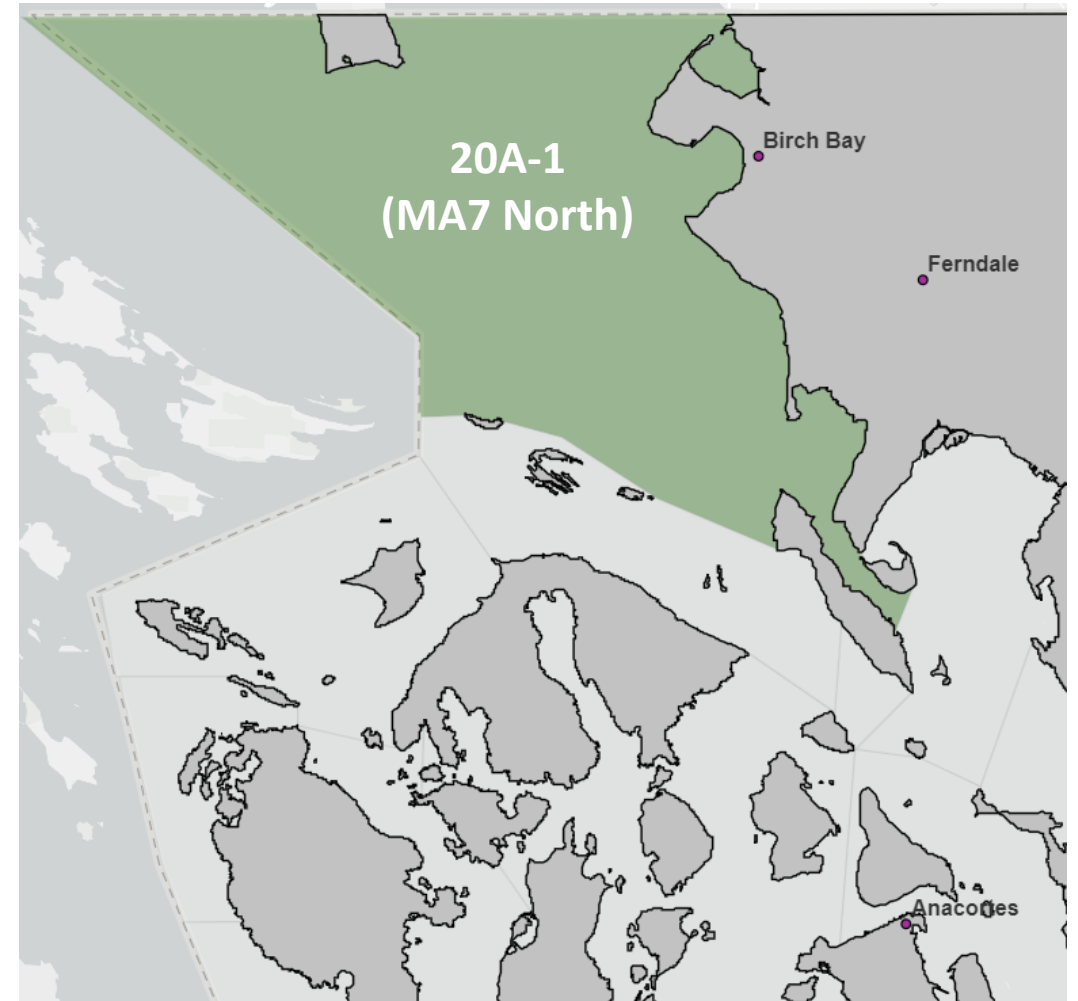
20A-1 (2023):

Dungeness per boat: 9.8

CPUE: 2.2

Summary: Rec catch rates are near the PS wide recreational average. Success has declined compared to last year (2023).

***Mean CPUE Per Boat** = Dungeness retained per unit of gear fished. Does not factor in the 'soak time' and number of LSM Dungeness released (due to the daily limit of 5).



MA 7 South (Region 1)

PRELIMINARY RESULTS

22B-1 (2024):

Boats: 54 boats

Dungeness per boat: 11.1 (2023: 9.1)

CPUE: 2.73 (2023: 2.4)

Weight per Dungeness: 1.78 lbs.

21A-1 (2024):

Boats: 43 boats

Dungeness per boat: 7.6 (2023: 7.2)

CPUE: 2.13 (2023: 2.3)

Weight per Dungeness: 1.64 lbs.

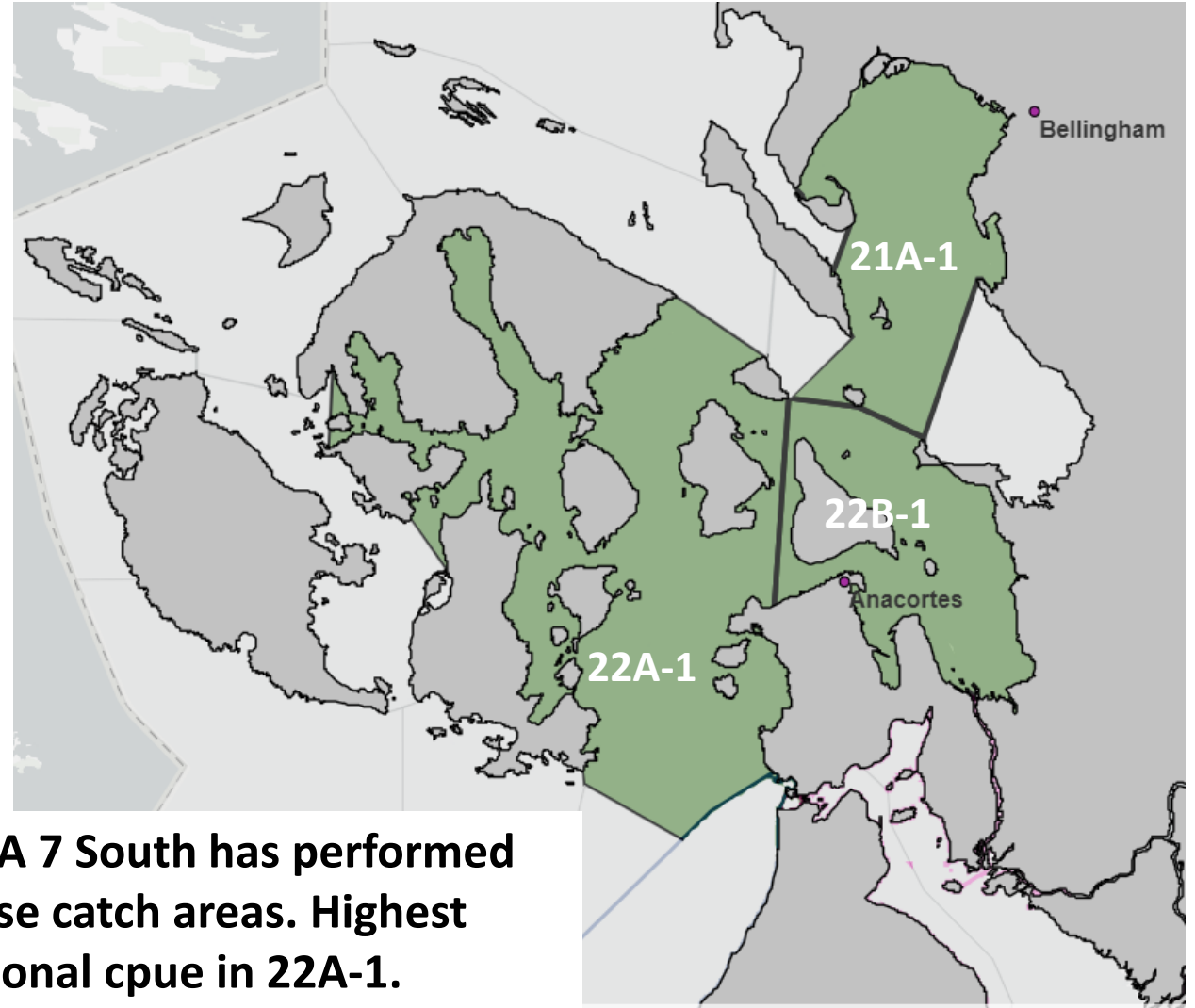
22A-1 (2024):

Boats: 32 boats

Dungeness per boat: 9.6 (2023: 6.2)

CPUE: 3.14 (2023: 1.5)

Weight per Dungeness: 1.73 lbs.



Summary: MA 7 South has performed well in these catch areas. Highest recreational cpue in 22A-1.

MA 8-1 (Region 2E)

PRELIMINARY RESULTS

24A-5

Dungeness per boat: 7.5
CPUE: 2.04 (2023: 1.6)
Weight Per Dungeness: 1.79 lbs.

24C-3

Dungeness per boat: 7.4
CPUE: 2.01 (2023: 0.80)
Weight Per Dungeness: 1.75 lbs.

24A-3

Dungeness per boat: 9.5
CPUE: 2.52 (2023: 2.1)
Weight Per Dungeness: 1.94 lbs.

24A-1

Dungeness per boat: 7.8
CPUE: 2.05 (2023: 1.7)
Weight Per Dungeness: 1.85 lbs.

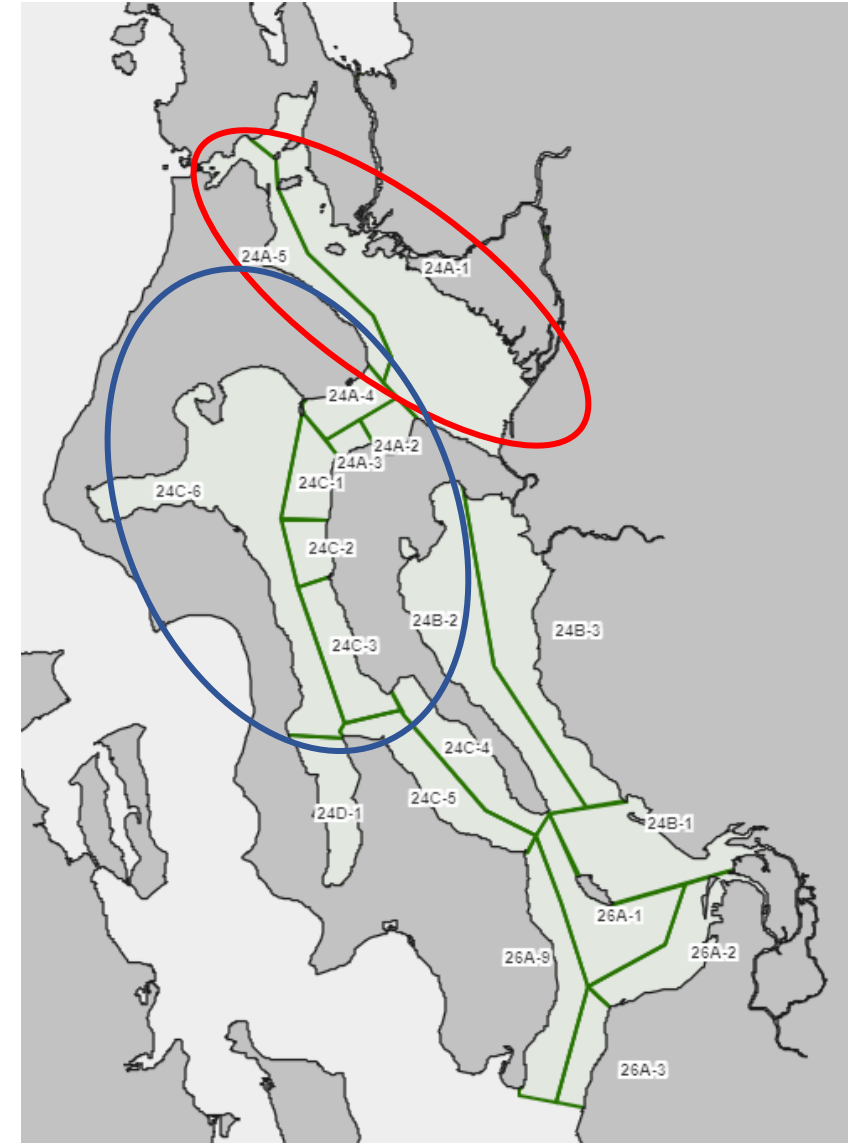
24C-6

Dungeness per boat: 11.6
CPUE: 2.70 (2023: 1.2)
Weight Per Dungeness: 1.90 lbs.

24C-2

Dungeness per boat: 10.2
CPUE: 2.61
Weight Per Dungeness: 1.93 lbs.

Summary: MA 8-1 (Skagit Bay/Saratoga Passage) rec catch rates were good and outperformed 2023. Heavy crab in Saratoga Passage.



MA 8-2 (Region 2E)

PRELIMINARY RESULTS

24B-2

Dungeness per boat: 7.5
CPUE: 2.04 (2023: 0.4)
Weight Per Dungeness: 1.77 lbs.

24B-1

Dungeness per boat: 7.7
CPUE: 1.86 (2023: 1.6)
Weight Per Dungeness: 1.73 lbs.

26A-2

Dungeness per boat: 6.7
CPUE: 1.67 (2023: 1.70)
Weight Per Dungeness: 1.72 lbs.

24B-3

Dungeness per boat: 6.2
CPUE: 1.62 (2023: 0.9)
Weight Per Dungeness: 1.77 lbs.

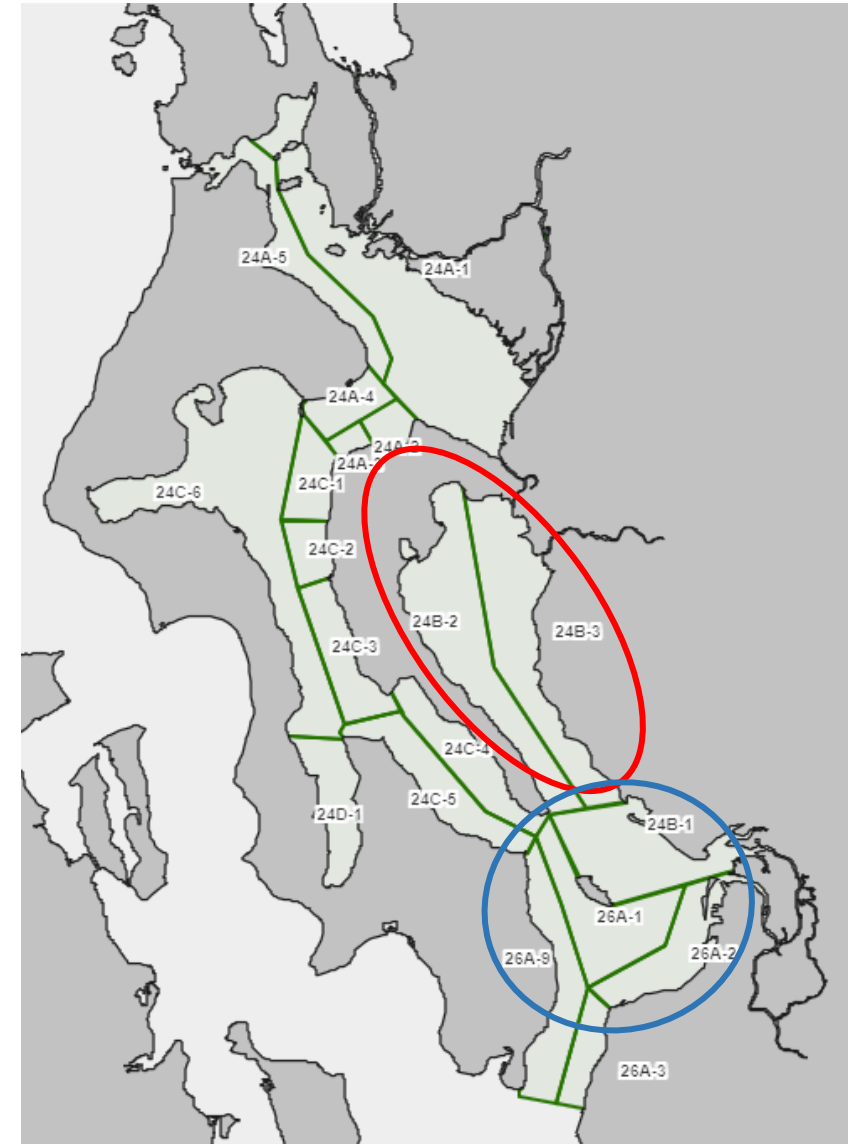
26A-1

Dungeness per boat: 6.9
CPUE: 1.61 (2023: 1.90)
Weight Per Dungeness: 1.76 lbs.

26A-9

Dungeness per boat: 6.7
CPUE: 1.65 (2023: 1.60)
Weight Per Dungeness: 1.75 lbs.

Summary: Rec catch in Port Susan performing much better than 2023. Catch in Everett area is okay with catch similar to last year. 10% of retained Dungeness in Everett is soft-shell.



MA 9 (Regions 2W and 5)

PRELIMINARY RESULTS

25D-1 (2024):

Dungeness per boat: 9.77 (2023: 7.7)

CPUE: 2.46 (2023: 2.1)

Weight per Dungeness: 2.13 lbs.

25C-1 (2024):

Dungeness per boat: 3.51 (2023: 2.9)

CPUE: 0.88 (2023: 0.7)

Weight per Dungeness: 2.10 lbs.

26A-8 (2024):

Dungeness per boat: 8.15 (2023: 6.3)

CPUE: 2.11 (2023: 1.9)

Weight per Dungeness: 1.77 lbs.

26A-6 (2024):

Dungeness per boat: 5.93 (2023: 4.8)

CPUE: 2.14 (2023: 1.2)

Weight per Dungeness: 1.98 lbs.



Summary: Very large crab. Catch rates are much greater than 2023. Excellent catch in most areas.

MA 6 (Region 3)

PRELIMINARY RESULTS

25A-1 (2024):

Dungeness per boat: 8.9 (2023: 3.9)

CPUE: 2.08 (2023: 1.0)

Weight per Dungeness: 1.94 lbs.

23B-1 (2024):

Dungeness per boat: 10.3 (2023: 5.1)

CPUE: 2.52 (2023: 1.5)

Weight per Dungeness: 1.99 lbs.

23D-1 (2024):

Dungeness per boat: 6.2 (2023: 1.6)

CPUE: 1.85 (2023: 0.5)

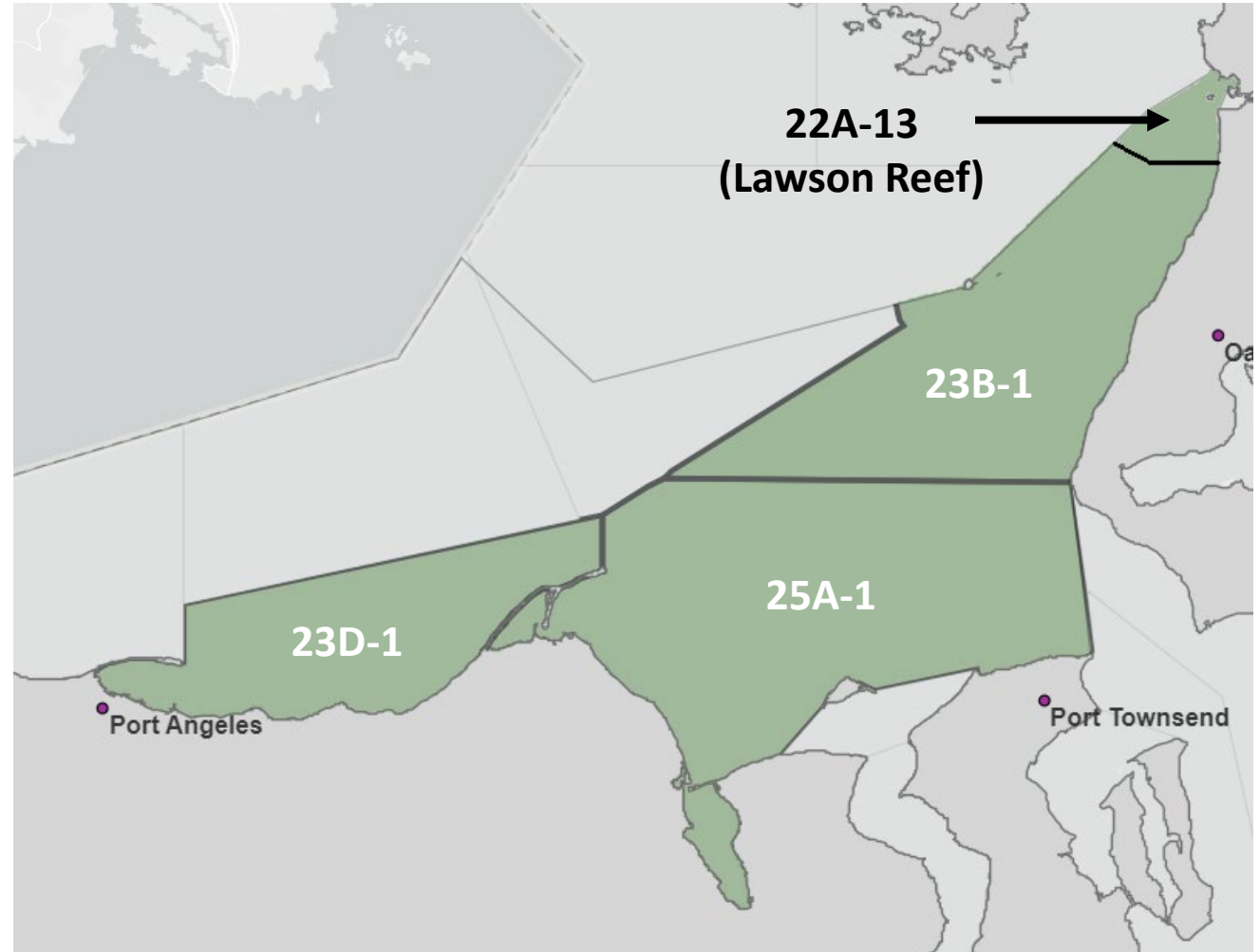
Weight per Dungeness: 2.02 lbs.

22A-13 (Lawson Reef; 2024):

Dungeness per boat: 9.3 (2023: 6.5)

CPUE: 2.3 (2023: 1.7)

Weight per Dungeness: 1.98 lbs.



Summary: Very large crab. Catch rates are much greater than 2023. Excellent catch in most areas.

2023-2024 Commercial Crab Season Review

The 2023-2024 season opened with a 5-day pulse opening from October 20, 2023 through October 24, 2023:

- **Region 1** with **30 pots**
- **Region 2E** with **30 pots**
- **Region 2W** with **30 pots**
- **Subregion 3-1** with **35 pots**
- **Subregion 3-2** with **35 pots**
- **Subregion 3-3** with **35 pots**
- **Subregion 3-4** with **35 pots**

All areas then opened with modified pot limits on November 6, 2023:

- **Region 1** with **40 pots**
- **Region 2E** with **25 pots**
- **Region 2W** with **25 pots**
- **Subregion 3-1** with **40 pots**
- **Subregion 3-2** with **30 pots**
- **Subregion 3-3** with **50 pots**
- **Subregion 3-4** with **50 pots**

2023-2024 Commercial Crab Season Review

All areas then opened with modified pot limits on November 6, 2023:

- **Region 1** with **40 pots** (closed March 31, 2024 and April 15, 2024)
 - Pot limit increased to 45 pots on December 6, 2023
 - Pot limit increased to 50 pots on January 19, 2024
 - Pot limit increased to 60 pots on February 16, 2024
 - Pot limits increased to 75 pots on March 14, 2024
- **Region 2E** with **25 pots** (closed November 18, 2023)
 - Reopened following a 100,000lbs. per side quota adjustment on December 19, 2023, in-common with a treaty commercial fishery (closed December 31, 2023)
- **Region 2W** with **25 pots** (closed November 13, 2023)

2023-2024 Commercial Crab Season Review

- **Subregion 3-1** with **40 pots** (closed March 31, 2024)
 - Pot limit increased to 60 pots on February 16, 2024
 - Pot limits increased to 75 pots on March 14, 2024
- **Subregion 3-2** with **30 pots** (closed March 31, 2024)
 - Pot limits increased to 35 pots on November 16, 2023
 - Quota increase of 35,000 per side agreed to on February 19, 2024
 - *Conditional on not permitting fishery extensions past March 31.*
 - Pot limits increased to 50 pots on February 16, 2024
 - requested to not exceed treaty pot limit
 - Pot limits increased to 75 pots on March 14, 2024
- **Subregion 3-3** with **50 pots** (closed April 15, 2024)
 - Pot limits increased to 75 pots on March 14, 2024
- **Subregion 3-4** with **50 pots** (closed April 15, 2024)
 - Pot limits increased to 75 pots on March 14, 2024

2023-2024 Commercial Crab Season Review

2023 / 2024 Initial Commercial Targets

Region	Commercial Target
1	1,758,590
2E	415,327
2W	78,879
3-1	42,004
3-2	262,652
3-3	12,887
3-4	3,306

2024 / 2025 Commercial Season Proposal


Base Season Proposal:

October 1 opening in all areas.

- **Region 1** with **40 pots**
- **Region 2E** with **30 pots**
- **Region 2W** with **30 pots**
- **Subregion 3-1** with **50 pots**
- **Subregion 3-2** with **30 pots**
- **Subregion 3-3** with **50 pots**
- **Subregion 3-4** with **50 pots**

Things to Consider:

- Set asides
 - Time-based
 - Share-based
- Pot increases
 - *Automatic* (regularly increase small increments)
 - *Responsive* (evaluate and increase based on fishing conditions)
 - Degree of in-season input to solicit from advisors.
- Minimize late season fishing and interaction with soft-shell crab.



Other Topics



2024 / 2025 – Management Updates

Commercial Rule Implementation

- **Trial period for new reporting and labeling requirements has passed.**
 - License Registration
 - Stored Crab Harvest / Sales Reports
 - Stored Crab Labeling
 - Replacement Buoy Tag Requests
 - Electronic Fish Ticket Completion and Submission
- **Buoy Color Reporting is mandatory for Puget Sound.**
 - Reporting tool available since 2021.
 - Mandatory on the Coast in January 2022.
 - Mandatory in Puget Sound in December 2023.
 - Reporting is required ***before*** fishing commences.



2024 / 2025 – Management Updates

- **Catch rejected by buyers is required to be recorded on a fish ticket.**
 - Recorded as “*Scrap / Weighback*”.
 - Once an offload starts everything ***must*** be recorded on fish ticket.
 - Includes crab that are alive and may be released successfully or brought and sold to other buyers.



Pink Colored Crab

- Please contact WDFW staff or enforcement if you catch any crab exhibiting the following symptoms:
 - the underside of the carapace is pink.
 - tissue between the joints appears pink or white and translucent (i.e. cooked).
- If you come across crab with the above symptoms please do the following:
 - Contact WDFW staff and enforcement.
 - Retain the crab.
 - Keep the crab alive, if possible.
 - Coordinate with WDFW staff who will collect any crab
- These crab may have a rare infection that we are trying to identify and learn more about. We do not believe there is any concern to the population at this time.



Next Steps

Advisory Group Meeting #2

Dealer Subcommittee

September 24, 2024

2:00 pm to 3:00 pm

Harvester Sub Committee

September 24, 2024

3:30 pm to 5:00 pm



Adjourn Thank you!

