

Puget Sound Shrimp Policy Decision



**Rich Childers; Puget Sound Shellfish Manager, Fish Program
Washington Fish and Wildlife Commission Meeting
December 15, 2012**

Presentation

Review:

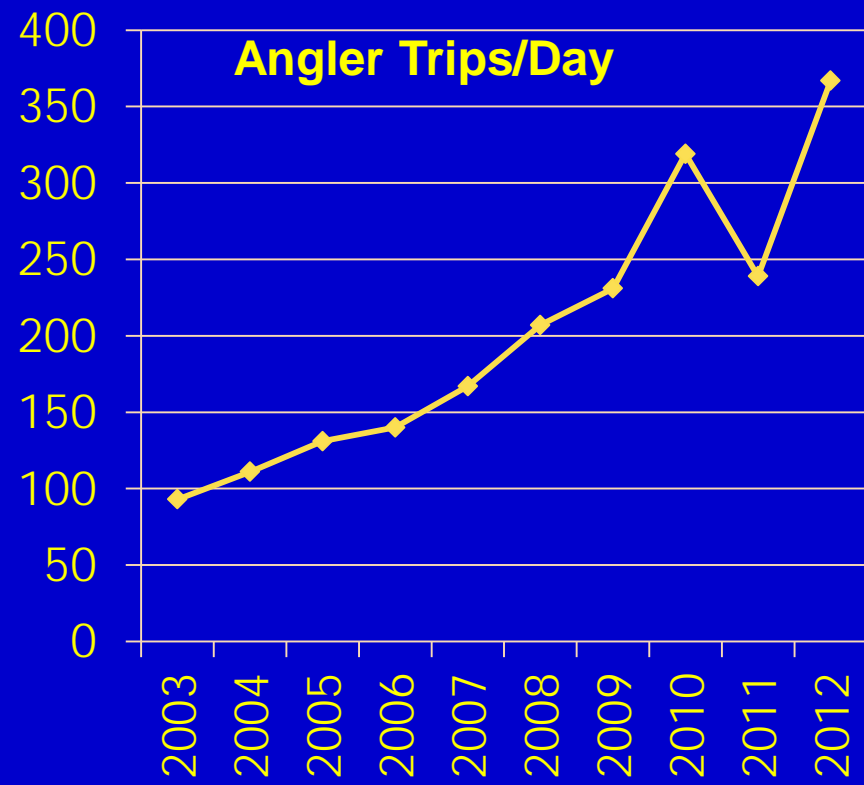
- Policy review schedule
- Draft policy language including new language
- Five spot shrimp fishery management options

Objective:

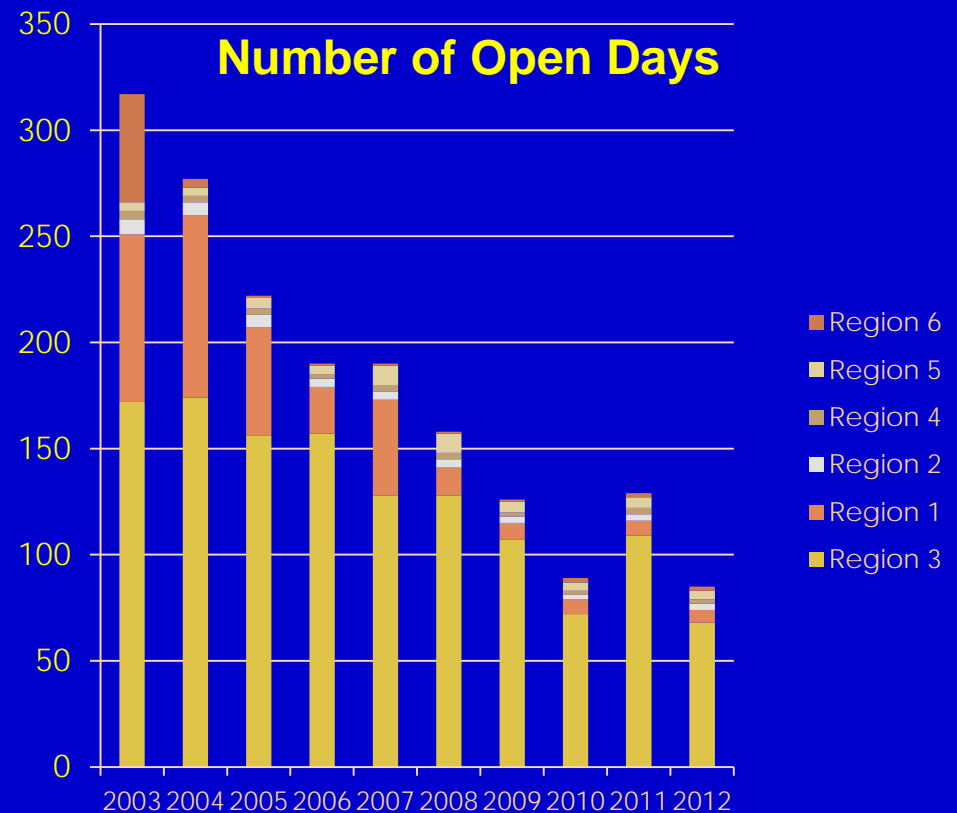
- Commission action on the draft Puget Sound shrimp fishery policy language
- Commission action on the adoption of a spot shrimp fishery management option to be incorporated into policy C-3610

Recreational Fishery – Management Challenges

Participation Increasing



Opportunity Declining



Schedule and Process for Updating Policy C-3610 and C-3008

June- July 2012: Commission briefing; advisory groups formed; Fish Committee discussion of potential management options.

August 2012: Commission selection of management options; Fish Committee discussion on modifications to policy language and management options based on input from advisory groups.

September 6, 2012: Commission identified four options for further analysis.

October 6, 2012: Commission briefing and public comment; preliminary analysis of management options and draft policy language.

November 2012: Commission briefing and public comment on final analysis of management options and draft policy language.

December 2012: Commission action on policy revisions.

Major Policy Elements

Proposed Puget Sound Shrimp Policy

- Provides for conservation measures and resource protection
- Manage Puget Sound shrimp fisheries conservatively until fishery impacts to localized populations and stock abundance are better understood.
- Obtain biological and stock assessment information to improve the Department's understanding of the effectiveness of the current harvest management strategy and quotas.
- Defines recreational and commercial allocation for spot and non-spot shrimp fisheries.
- Defines harvest management objectives between state and treaty Indian fisheries consistent with applicable federal court orders.
- Supports a commercial pot license buy-back program and trawl license conversions to a pot license.

Major Policy Elements

New language added to the proposed policy after the November Commission meeting :

“The Department shall provide an annual summary report and briefing describing for each management region the performance and harvest of both commercial and recreational fisheries.”

Spot Shrimp Fishery Allocation Options

Option 1 status quo:

Provides 50% of the state quota to the recreational fishery

Option 2:

Provides 65% of the state quota to the recreational fishery

Commercial and recreational allocation within Regions 1 and 3 will be adjusted (annually or in-season) by equal percentage points to ensure the Puget Sound general allocation objective of 65%-35% is attained

Option 3:

Provides 70% of the state quota to the recreational fishery

Commercial and recreational allocation within Regions 1 and 3 will be adjusted (annually or in-season) by equal percentage points to ensure the Puget Sound general allocation objective of 70%-30% is attained

Spot Shrimp Fishery Allocation Options Continued

Recreational advisors recommendation:

Provides 75% of the state quota to the recreational fishery

Commercial and recreational allocation within Regions 1 and 3 will be adjusted (**annually or in-season**) by equal percentage points to ensure the Puget Sound general allocation objective of 75%-25% is attained

Commercial advisors recommendation:

Provides 60% of the state quota to the recreational fishery

“Fixed” regional allocation targets for the commercial and recreational fisheries

Percentage Allocated to the Recreational Fishery by Management Option

Region	Option 1	Option 2	Option 3	Recreational Advisors	Commercial Advisors
2	60	100	100	100	100
3 Disc Bay	100	100	100	100	100
4	60	100	100	100	100
5	100	100	100	100	100
6	40	100	100	100	100
1	15	65	80	90	38
3	15	15	22	30	15
All Regions Combined	50	65	70	75	60

Projected Recreational Harvest Days

Data based on 2012 fishery quotas

Annual variations in the actual number of open days is anticipated

Region	Option 1 50 % Rec	Option 2 65 % Rec	Option 3 70 % Rec	Recreational Advisors 75 % Rec	Commercial Advisors 60 % Rec
2	2	3	3	3	3
3 Disco	4	4	4	4	4
4	2	4	4	4	4
5	4	4	4	4	4
6	2	5	5	5	5
1	6	26	32	36	15
3	68	68	99	136	68

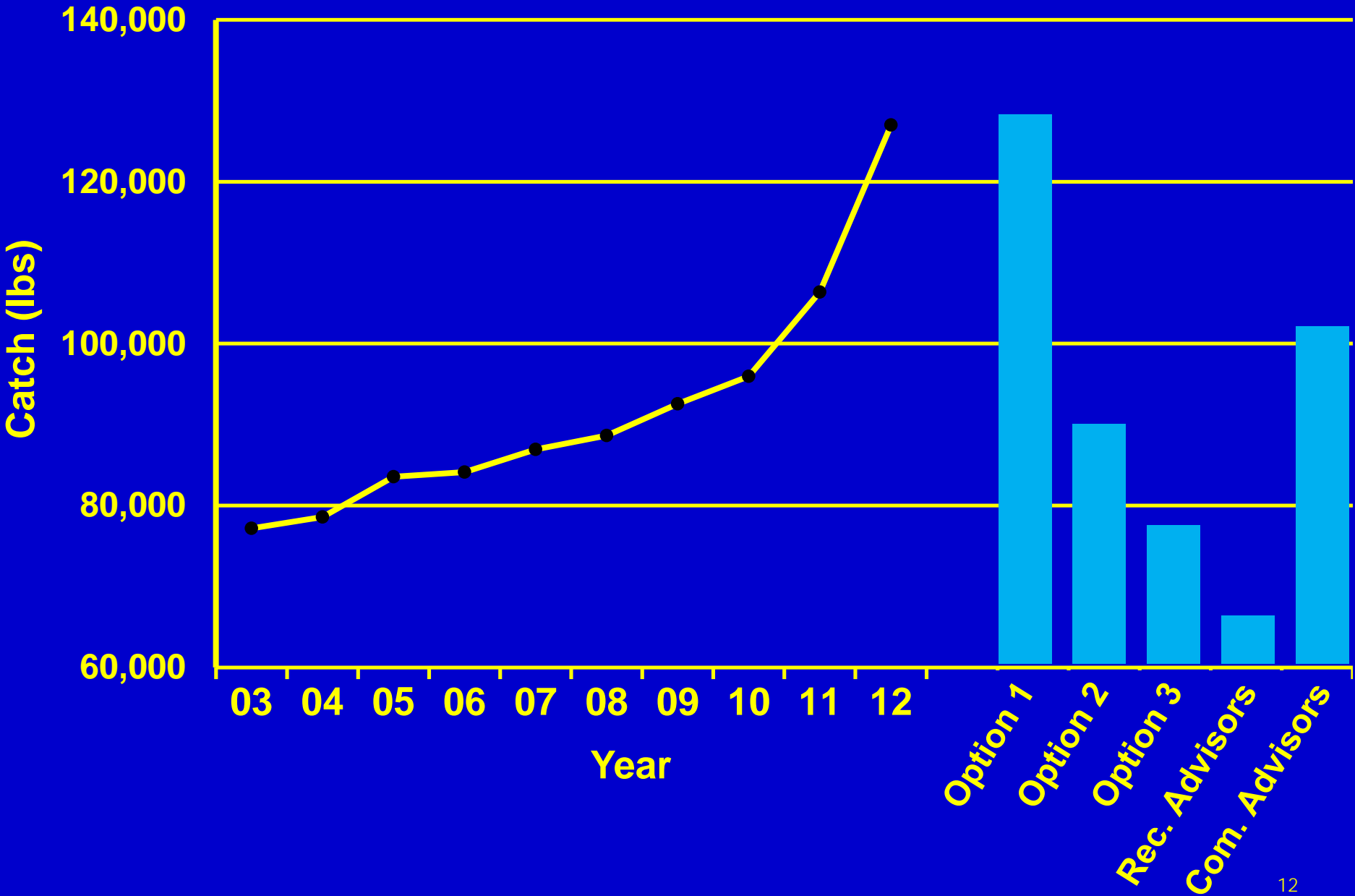
Estimated Number of Spot Shrimp Angler Trips and Value

Data based on 2012 fishery

	Estimated angler trips	Estimated net economic value based on \$43 per angler day or trip
Option 1	31,182	\$1,340,826
Option 2	40,705	\$1,750,315
Option 3	43,803	\$1,883,544
Recreational Advisors Recommendation	46,595	\$2,003,585
Commercial Advisors Recommendation	35,074	\$1,508,182

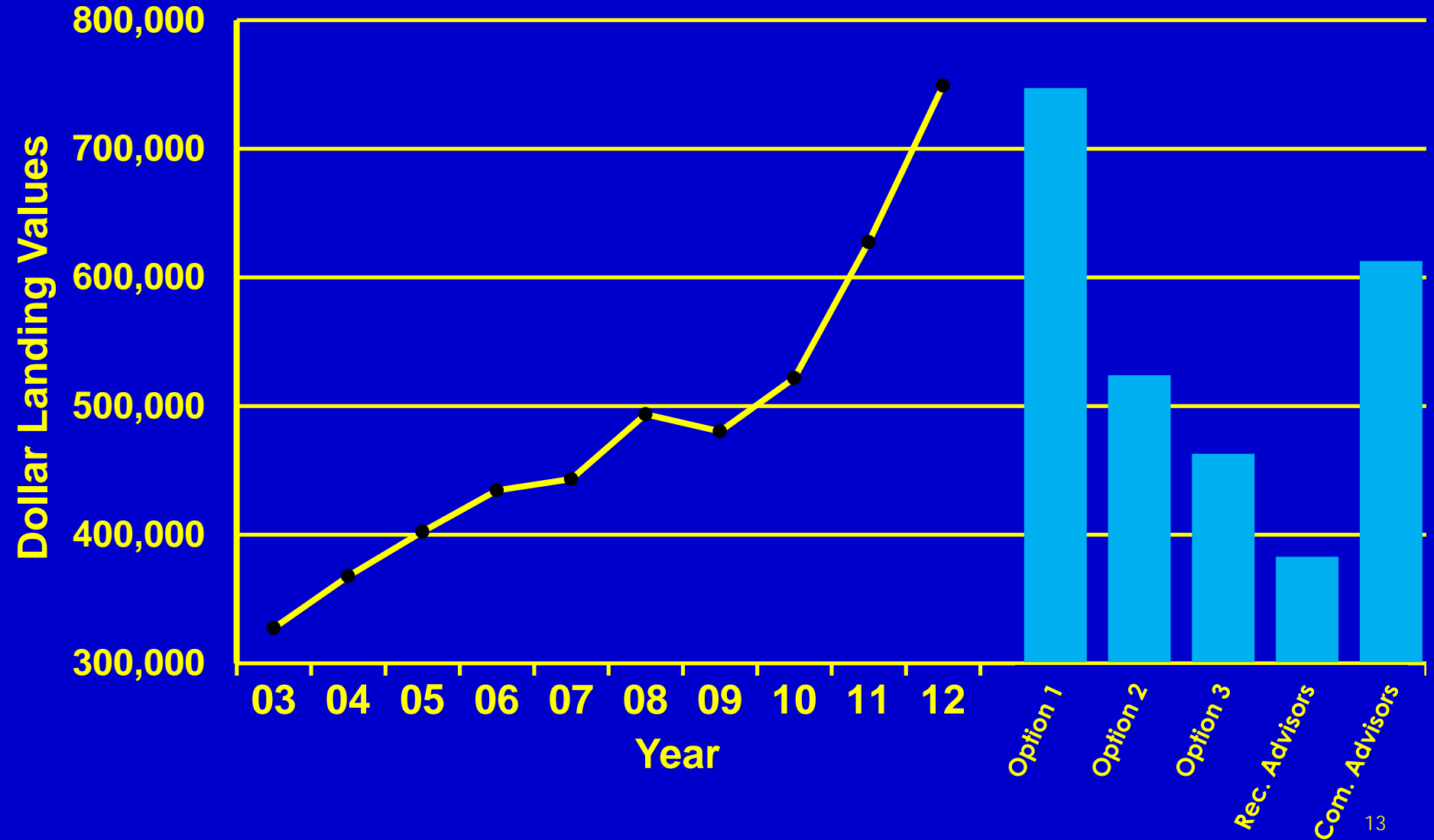
Net economic value per angler trip taken from: *Economic Analysis of the Non-Treaty Commercial and Recreational Fisheries in Washington State (2008)*

Total Catch for the Puget Sound Commercial Spot Shrimp Fishery (2003-2012) and Projected Catch for Management Options



Ex-Vessel Landing Values for the Puget Sound Commercial Shrimp Fishery (2003-2012) and Projected Landing Value for Management Options

Ex-vessel values were adjusted to 2011 dollars using a Consumer Price Index (CPI) conversion maintained by the United States Department of Labor Statistic



Commission Action

Spot Shrimp Management Option Decision:

- Adopt spot shrimp management option to be incorporated into policy C-3610.

Staff Recommendation:

- Adopt December 15 draft policy language as presented.

Percentage Allocated to the Recreational Fishery by Management Option

Region	Option 1	Option 2	Option 3	Recreational Advisors	Commercial Advisors
2	60	100	100	100	100
3 Disc Bay	100	100	100	100	100
4	60	100	100	100	100
5	100	100	100	100	100
6	40	100	100	100	100
1	15	65	80	90	38
3	15	15	22	30	15
All Regions Combined	50	65	70	75	60