

# 2025 North Coast and Western Strait Salmon Forecasts

		Natural	Hatchery	Total	Escapement Goal - Natural
<b>Hoh</b>	Sp/Su Chinook	1,233		1,233	900 (69% of run)
	Fall Chinook	2,491		2,491	1200 (60% of run)
	Fall coho (OA3)	5,371		5,371	2,000-5,000

<b>Quillayute</b>	Sp/Su Chinook	1,744	2,447	4,191	1,200 (guideline)
	Fall Chinook	6,393		6,393	3000 (60% of run)
	Summer coho (OA3)	347	2,975	3,322	900-1,200 (guideline)
	Fall coho (OA3)	10,882	13,546	24,428	6,300-15,800

<b>N. Coast Ind.</b>	Fall coho (OA3)	8,175		8,175	
----------------------	-----------------	-------	--	-------	--

<b>Hoko</b>	Fall Chinook	1,366	546	1,912	916 (combined H and W)
	Fall coho (OA3)		665	665	

<b>Tsoo Yess</b>	Fall coho (OA3)	1,271	3,319	4,590	
------------------	-----------------	-------	-------	-------	--

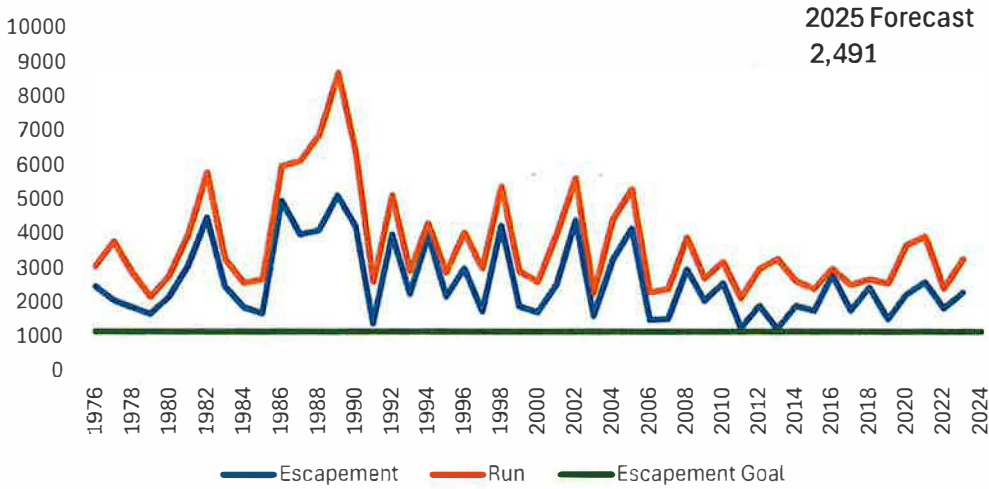
<b>East Strait</b>	Fall coho (OA3)	3,092		3,092	9,000 (combined Strait)
<b>West Strait</b>	Fall coho (OA3)	10,947		10,947	

# HOH RIVER

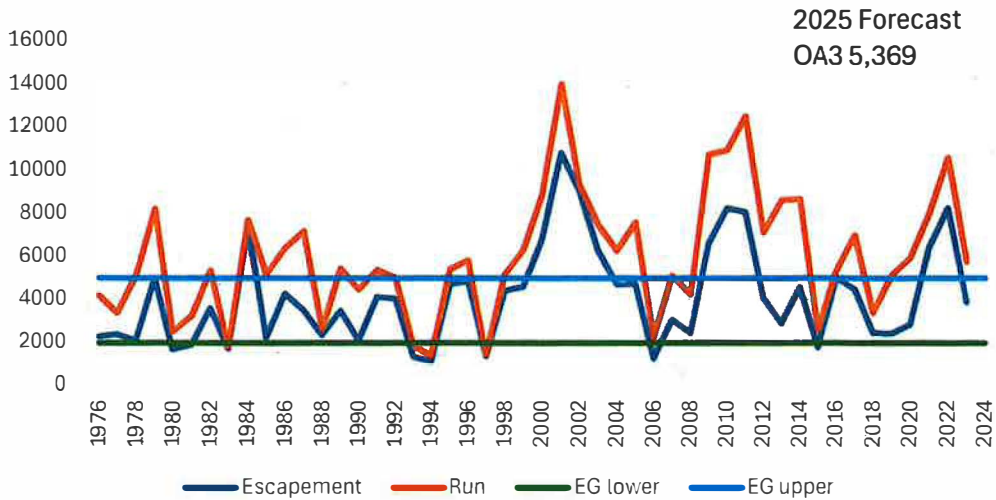
## Hoh Spring/Summer Chinook



## Hoh fall Chinook

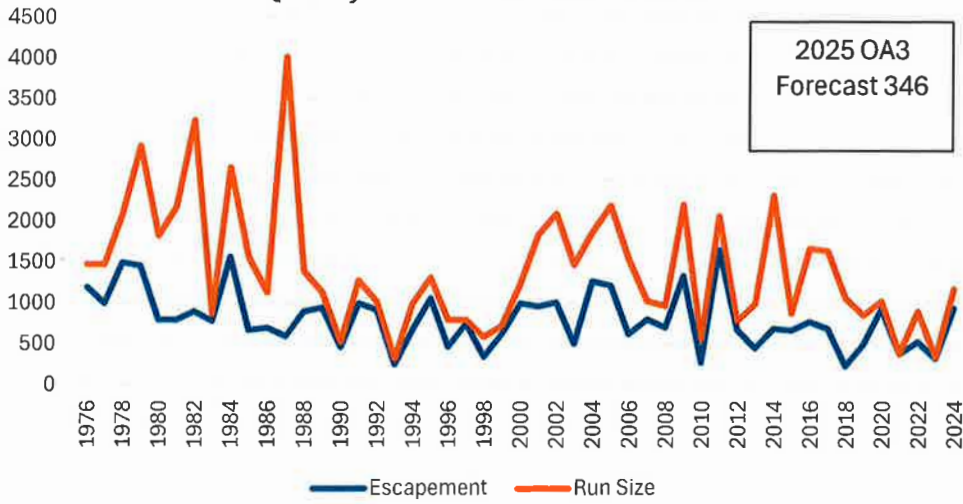


## Hoh wild Fall coho

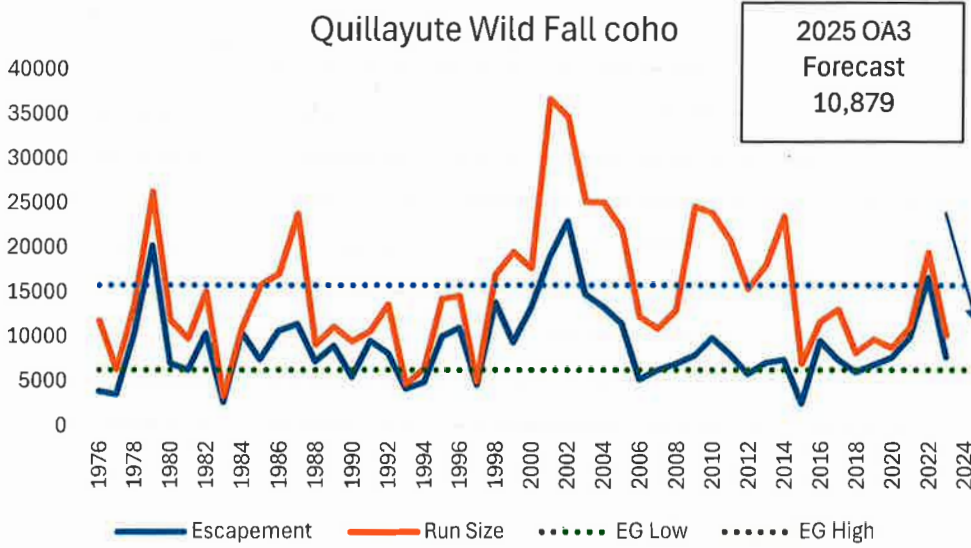


# QUILLAYUTE RIVER

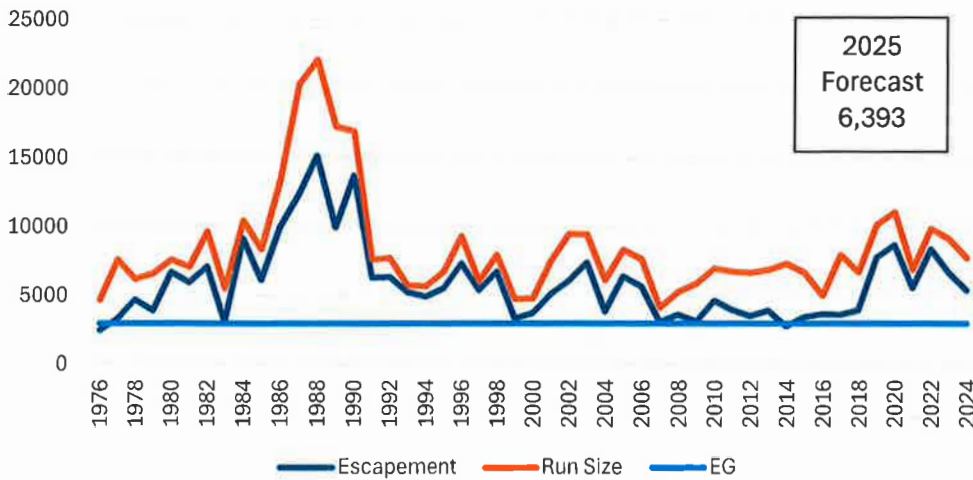
## Quillayute Wild Summer Coho



## Quillayute Wild Fall coho



## Quillayute Wild Fall Chinook



### Quillayute Wild Summer Chinook

