

WASHINGTON

2024 Spring Season: Wild Turkey

Effective April 1, 2024-March 31, 2025

Mandatory Reporting

See page 3

Youth Turkey Season

See page 2



Washington Department of
FISH & WILDLIFE

2024 Wild Turkey Spring Season

Three subspecies of wild turkey reside in Washington: the Merriam's, Rio Grande, and Eastern.

- **Merriam's** subspecies occupies portions of Spokane, Pend Oreille, Stevens, Ferry, Okanogan, Chelan, Kittitas, Yakima, Klickitat, and Skamania counties.
- **Rio Grande** turkeys can be found in Asotin, Garfield, Columbia, Walla Walla, Whitman, and Lincoln counties.
- **Eastern** subspecies can be found west of the Cascades in Cowlitz, Wahkiakum, Pacific, Grays Harbor, Mason, Thurston and Lewis counties.

2024 Spring Season

SEASON AND AREA	DATES OPEN	HUNTING HOURS	RESTRICTIONS	LEGAL BIRD AND LIMIT
Youth – statewide	April 1-7	Hunting hours are one-half hour before sunrise to sunset during spring seasons.	Male turkeys and turkeys with visible beards only	A total of three (3) turkeys in the spring season with following restrictions: Only 2 turkeys may be killed in Eastern Washington, except 3 may be killed in Spokane County. Only 1 may be killed in Kittitas or Yakima counties. One turkey may be killed per year in Western Washington outside of Klickitat County. Two turkeys may be killed in Klickitat County.
General – statewide	April 15 - May 31, 2024			

ADDITIONAL TURKEY TAGS MAY BE PURCHASED AT ANY TIME. IN APPROPRIATE AREAS, THREE TURKEYS CAN BE HARVESTED IN ONE DAY.

Youth Turkey Season

- Youth license holders may hunt during a special youth-only spring turkey season on April 1-7, 2024.
- The youth season is open statewide.
- Must be accompanied by an adult, 18 years or older.
- Standard hunting methods and all other turkey hunting regulations apply to the youth season. (The combined youth/spring season bag limit is the same as listed for spring season above.)

Weapons

It is illegal to hunt turkeys with a weapon other than the following:

- Crossbow or bow and arrow;
- Shotgun or muzzleloading shotgun shooting #4 or smaller shot (0.13 inch diameter or smaller);
- Legal modern handgun designed for hunting, shooting #4 or smaller shot, and not capable of holding more than three shells. Handgun barrel length must be a minimum of 10 inches, inclusive of choke tube. Modern handguns must shoot a minimum three inch shotshell of .410 caliber or larger;
- Legal muzzleloading handgun designed for hunting and shooting #4 or smaller shot. Handgun barrel length must be a minimum of 10 inches. Muzzle-loading handguns must be .45 caliber or larger.

It is illegal to hunt turkeys with a shotgun capable of holding more than three shells.

Special Regulations

- A valid hunting license and an unaltered, un-notched turkey transport tag are required for hunting turkey.
- Immediately after killing a turkey, hunters must validate their own tag by completely removing notches for month and day of kill and securely attach tag to carcass.
- It is unlawful to use dogs, live birds, electronic calls or electronic decoys to hunt turkeys.
- Baiting game birds is illegal.
- Turkey hunters must report hunting activity (see page 3).
- It is illegal to possess in the field or transport wild turkey unless the fully feathered head and beard, if present at harvest, are left attached to the carcass.
- Spring turkey hunting is open statewide except for areas closed to bird hunting. See the Big Game Regulations for more information or

Wild Turkey License and Tag Fees

LICENSE OR TAG	RESIDENT	NON-RESIDENT	YOUTH*	RESIDENT DISABLED***
Small game license	\$40.50	\$183.50	\$18.50	\$18.50
Small game, with combined purchase of big game license**	\$22.00	\$96.80	\$8.80	\$8.80
Three-day small game	n/a	\$68.00	n/a	n/a
First turkey tag	\$15.90	\$44.50	\$0.50	\$15.90
Additional turkey transport tags	\$15.90	\$66.50	\$11.50	\$15.90

* Youth hunters are defined as under 16 when they buy a license.

** License needs to be purchased at the same time as any big game license.

*** Refer to Big Game or Game Bird and Small Game Regulations for requirements.

2024 Spring Turkey Season Hunting Hours

½ hour before sunrise to sunset

DATE	EASTERN WASHINGTON		WESTERN WASHINGTON	
	A.M.	P.M.	A.M.	P.M.
April 1-7	6:00	7:30	6:10	7:45
April 15-21	5:30	7:50	5:45	8:05
April 22-28	5:20	8:00	5:30	8:15
April 29 - May 5	5:10	8:05	5:20	8:20
May 6-12	5:00	8:20	5:10	8:35
May 13-19	4:50	8:30	5:00	8:40
May 20-26	4:40	8:35	4:50	8:50
May 27-31	4:35	8:40	4:45	8:55

WAC 220-413-180 (<https://apps.leg.wa.gov/WAC/default.aspx?cite=220-413-180>) for more information on hunting closures.

WAC Summary Information

This pamphlet is a summary of the hunting regulations and seasons (chapters 220-400 through 220-416 of the Washington Administrative Code) adopted by the Washington Fish and Wildlife Commission. This pamphlet does not contain all department regulations. Regulations specific to the hunting seasons described in this pamphlet are found in section 220-416-010 of the Washington Administrative Code.

Reward

Stop Washington Poachers! To report poaching in progress, dial 9-1-1. Individuals that witness and would

like to anonymously report a fish or wildlife violation can call toll free 1-877-933-9847 (1-877-WDFW-TIP). Remember this is not an information hotline. Other reporting tools can be found at wdfw.wa.gov/poaching.

The Department of Fish and Wildlife pays rewards for information that leads to a conviction of people violating wildlife laws.

The Washington Chapter of the National Wild Turkey Federation will pay \$250.00 for information leading to the arrest and conviction of individuals responsible for illegal take of wild turkeys.

Advisory on Emergency Regulations

Caution: Emergency regulation changes may occur while the seasons described in this pamphlet are in effect and will supersede information contained herein. Area news media will be informed of changes as they occur.

Report Wild Turkey and Upland Bird Sightings

Help manage Washington's game bird populations by reporting your observations of wild turkeys and upland birds. In July and August, brood surveys that count the number of chicks or poults with hens will help monitor productivity. The rest of the year, your observations will help monitor distribution: where birds are located, what habitats they're using, and how they might move seasonally.

Go to this webpage for the reporting form and more information: <https://wdfw.wa.gov/hunting/management/game-bird-survey>.



Photo by Susan Jensen

Shoot Clean—Get The Lead Out

- Lead shot can kill wildlife that ingests it.
- It only takes a few lead pellets to be toxic to wildlife.
- Lead shot has resulted in extensive swan mortality in northwestern Washington.
- Target shooting can be a significant source of lead shot in the environment.
- Consider switching to nontoxic shot for all shotgun ammunition.

It is unlawful to possess shot (either in shotshells or as loose shot for muzzleloading) other than nontoxic shot for any purpose in the following areas:

- Well's Wildlife Area (Bridgeport Bar Unit)
- Cowlitz Wildlife Area (all units)
- Whatcom Wildlife Area (all units)
- Shillapoo Wildlife Area (all units)
- Skagit Wildlife Area (all units)
- Snoqualmie Wildlife Area (all units)
- Sunnyside-Snake River Wildlife Area (Headquarters, Byron and Windmill Ranch units)
- Sinlahekin Wildlife Area (Driscoll Island, Hegdahl, and Kline Parcel units)
- Johns River Wildlife Area (Chinook, Chehalis, and Elk River units)
- South Puget Sound Wildlife Area (Big Beef Creek, Lake Koeneman, Nisqually, Skokomish, and Union River units)
- Scatter Creek Wildlife Area (all units)
- North Olympic Wildlife Area (all units)

Please reference WAC 220-414-040 (<https://apps.leg.wa.gov/WAC/default.aspx?cite=220-414-040>) for more information on Nontoxic Shot Requirements.

Important Notice: Mandatory Reporting

Hunters are Required to Report Hunting Activity by January 31st, 2025

Turkey hunters will owe hunting activity reports (spring and/or fall) for each turkey transport tag purchased. Turkey hunters must report their hunting activity for each tag even if they did not hunt or harvest a bird.

Hunters can submit reports online at <https://fishhunt.dfw.wa.gov> or by telephone (toll free at 1-877-945-3492). Hunters who harvest an animal should submit a report within 10 days of harvest and all reports must be submitted by January 31. Hunters who fail to report by January 31 will be subject to a \$10 administrative fee, which must be paid before they can purchase a license for the following year. Unsuccessful hunters must also report their hunting activity, including location and days hunted. WDFW will use this information to better monitor hunter effort, distribution, harvest, and trends.

Having a spring and fall season can make reporting confusing for turkey hunters. Any hunter who holds a turkey transport tag during the spring season must submit a spring report for that tag, even if they did not hunt or harvest in the spring. Any hunter who holds an unfilled turkey tag during the fall season must submit a fall report for that tag, even if they did not hunt or harvest in the fall.

For example, if a hunter holds a turkey transport tag during the spring season and is unsuccessful, they can use that tag in the fall, and therefore a report for both spring and fall will be required.



Photo by Travis Riley

You will need the following information **for each tag and season** (spring or fall) to submit your turkey hunting activity reports.

1. Whether or not you hunted turkeys.
2. If you hunted:
 - a. The two Game Management Units (GMU) you hunted in the most.
 - b. The number of days you hunted in each GMU.
3. If you harvested:
 - a. The GMU in which the turkey was harvested.
 - b. Month, day, and year of harvest.
 - c. Sex of the turkey.

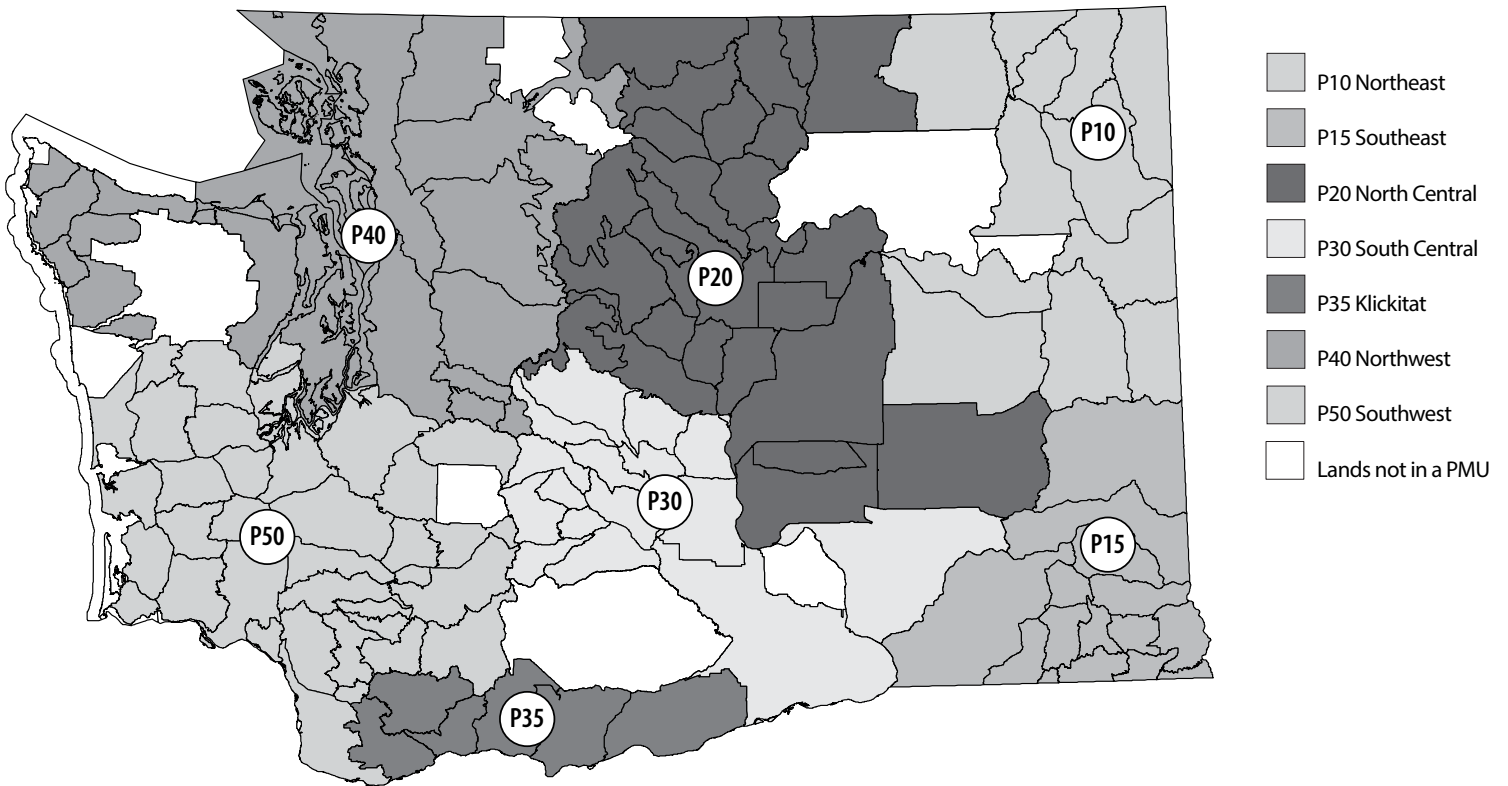
Please refer to wdfw.wa.gov/hunting/locations/gmu or the Big Game Regulations for a GMU map.

Population Management Units (PMUs)

PMU	PMU NAME	GMUS INCLUDED	SUBSPECIES	PORTION OF STATEWIDE 2022 SPRING TURKEY HARVEST
P10	Northeast	101-136	Merriam's and Rio Grande	70%
P15	Southeast	139-186	Rio Grande	10%
P20	North Central	All 200 GMUs	Merriam's	7%
P30	South Central	All 300 GMUs EXCEPT GMU 382 & 388	Merriam's	3%
P35	Klickitat	GMUs 382, 388, 568-578	Merriam's	9%
P40	Northwest	All 400 GMUs PLUS GMUs 601-627	Eastern	<1%
P50	Southwest	All 500 GMUs EXCEPT 568-578 PLUS GMUs 633-699	Eastern	1%

Harvest data for each PMU are available in the annual Game Harvest Reports and Status and Trend Reports. GMU maps and descriptions are available online at wdfw.wa.gov/hunting/locations/gmu.

NOTE: Turkey populations in PMUs 40 and 50 have low densities and are often found on private land. Make sure you have appropriate landowner permission when hunting.



Fall Turkey Season

Fall turkey seasons and regulations will be available in the Game Bird and Small Game Regulations. Special permit application instructions for fall hunts will be available in the Big Game Regulations. See wdfw.wa.gov/hunting/regulations.



Photo by Albert Schultz

Washington Department of Fish & Wildlife



BUY YOUR HUNTING LICENSE ONLINE:

fishhunt.dfw.wa.gov

FOR LICENSE INFORMATION & VENDOR LOCATIONS:

(360) 902-2464
dfw.wa.gov/licensing/vendors

WEBSITE:

dfw.wa.gov

HUNTING PROSPECTS:

dfw.wa.gov/hunting/prospects



OLYMPIA HEADQUARTERS OFFICE

Natural Resources Building
 1111 Washington Street SE
 Olympia, WA 98501
 Dept. of Fish and Wildlife
 PO Box 43200
 Olympia, WA 98504-3200

- Agency Receptionist:** (360) 902-2200
- TDD:** (800) 833-6388
- Wildlife Program:** (360) 902-2515
- Report Wolf Incident (24 hrs)** (877) 933-9847
- Enforcement Program:** (360) 902-2936
- Poaching in Progress:** Dial: 911
- To report a violation: (24 hrs)** (877) 933-9847
- Fish Program:** (360) 902-2700
- Hunter Education:** (360) 902-8111
- Licensing Division:** (360) 902-2464
- ADA Program** (360) 902-2349

REGIONAL OFFICES

- Region 1 - Spokane:** (509) 892-1001
 2315 N. Discovery Place, Spokane Valley, WA 99216-1566
- Region 2 - Ephrata:** (509) 754-4624
 1550 Alder St. NW, Ephrata, WA 98823-9699
- District Office - Wenatchee:** (509) 662-0452
 3860 Highway 97A., Wenatchee, WA 98801-9607
- Region 3 - Yakima:** (509) 575-2740
 1701 S 24th Ave., Yakima, WA 98902-5720
- Region 4 - Mill Creek:** (425) 775-1311
 16018 Mill Creek Blvd., Mill Creek, WA 98012-1541
- Region 5 - Ridgefield:** (360) 696-6211
 5525 S 11th Street, Ridgefield, WA 98642
- Region 6 - Montesano:** (360) 249-4628
 48 Devonshire Road, Montesano, WA 98563-9618

WASHINGTON FISH AND WILDLIFE COMMISSION:

- Barbara Baker, Commission Chair** (Western Washington position, Thurston County)
- Tim Ragen, Ph.D., Vice Chair** (Western Washington position, Skagit County)
- James "Jim" R. Anderson** (At-Large position, Pierce County)
- John Lehmkuhl, Ph.D.** (Eastern Washington position, Chelan County)
- Molly Linville** (Eastern Washington position, Douglas County)
- Woodrow "Woody" Myers** (At-Large position, Spokane County)
- Steve Parker** (Eastern Washington position, Yakima County)
- Melanie Rowland, J.D.** (At-Large position, Okanogan County)
- Lorna Smith** (Western Washington position, Jefferson County)

WASHINGTON FISH AND WILDLIFE DEPARTMENT DIRECTOR:

Kelly Susewind

Published by the Washington Department of Fish and Wildlife (WDFW), 2021. PO Box 43200, Olympia, WA 98504-3200. Website: dfw.wa.gov. Kelly Susewind, Director, Washington Department of Fish and Wildlife. Larry Carpenter, Chair, Washington Fish and Wildlife Commission.

This program receives Federal assistance from the U.S. Fish and Wildlife Service. Title VI of the Civil Rights Act of 1964, Section 504 of the Rehabilitation Act of 1973, Title II of the Americans with Disabilities Act of 1990, the Age Discrimination Act of 1975, and Title IX of the Education Amendments of 1972, the U.S. Department of the Interior and its bureaus prohibit discrimination on the bases of race, color, national origin, age, disability and sex (in educational programs). If you believe that you have been discriminated against in any program, activity or facility, please contact the WDFW, ADA Coordinator at 1111 Washington St SE, Olympia WA 98501 or write to:

U.S. Fish and Wildlife Service, Chief, Public Civil Rights Division, Department of the Interior, 1849 C Street NW, Washington, DC 20240


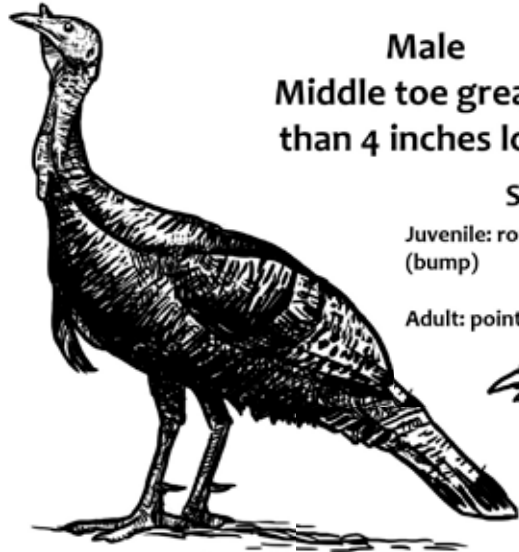
Sex and Age of Wild Turkeys

Female
Middle toe less than
4 inches long

Male
Middle toe greater
than 4 inches long



Hen



Spur
Juvenile: rounded spur
(bump)
Adult: pointed spur

Male



Breast Feathers

Tail Feathers



Female (Buff tip)



Male (Black tip)



Adult Male



Juvenile Male

**Two Outermost Wing
Feathers**



Adult: feather tips are rounded
Juvenile: feather tips are pointed



2024 Spring Turkey Pamphlet Photo Contest Winner

Photo Credit to: Dennis Werlau, Dayton, WA, May 2023

WDFW extends an appreciative thank you to Dennis for his impressive photo submission, which captivates us with its beauty and artistic expression. Sincere congratulations to Dennis for securing the well-deserved honor of having his exceptional work featured on the cover of this year's spring regulations pamphlet.

Thank you for your submissions!

Jess' Turkey Chili by Jess McLellan

Ingredients:

- 1 tablespoon vegetable oil
- One yellow onion
- 1 ½ tablespoons chili powder
- 1 tablespoon minced garlic
- 1 ½ teaspoons ground cumin
- 1 tablespoon dried oregano
- Three cans great northern beans, rinsed and drained
- 4 cups fat-free, less-sodium chicken broth
- About 3 cups or 1 pound ground wild turkey
- One plum tomato, seeded and diced
- 1/3 cup chopped fresh cilantro
- 2 tablespoons lime juice
- ½ teaspoon salt
- ½ teaspoon ground black pepper
- Eight lime wedges (optional)

Directions:


Heat skillet with olive oil and cook ground turkey and onion together. After it's cooked all the way through, add all ingredients to a crock pot. Set the crock pot to low and let simmer for 6–8 hours.

Serve with your favorite toppings and enjoy.

Note: If you decide not to grind your turkey, soak your turkey in buttermilk for about two days, cube it, and then slowly cook it in a heated skillet. When it's cooked through or about halfway cooked, add the onion until nicely sautéed together and then add to crock pot.

Find more recipes on WDFW's blog:

<https://wdfw.medium.com/serving-upland-37cf669fa2fd>



Field to Feast

Celebrating the journey from field to feast, these two photos by Kevin King beautifully illustrate the transformation of turkey harvests into mouthwatering meals.



Photos by Kevin King

First Turkey Program

Did you harvest your first turkey this year?



Send us your info and receive an official Washington Department of Fish and Wildlife (WDFW) First Turkey Certificate.

CERTIFICATE REQUIREMENTS:

1. Hunt and harvest your first turkey
2. Report your harvest online at <https://fishhunt.dfw.wa.gov/login> or by calling 360-902-2464.
3. Email the following information to: outreach@dfw.wa.gov
 - » First and last name
 - » Date of harvest
 - » Subspecies
 - » Mailing address

And ONE of the following:

- » Email address associated with your WILD account
- » Turkey report confirmation number

TO RECEIVE YOUR NWTf FIRST TURKEY PIN:

1. Contact the Washington State Chapter of the NWTf
2. When registering your First Turkey in the Washington state NWTf records, provide a copy of your WDFW First Turkey certificate.
3. NWTf will then send you your First Turkey pin.

NWTf WA State Chapter
Rich Reathaford
509-990-5599



Photo by Lilei Gunther



Photo by Clay Hull

2025 Spring Turkey Pamphlet Cover Photo Contest

The theme for the 2025 Spring Regulation Cover Photo Contest is "Hunting Together". We celebrate how turkey hunting brings companions and loved ones from all ages and walks of life together. Share your captivating photos showcasing the camaraderie and connection of turkey hunting for a chance to be featured in next year's regulations pamphlet.

Photo ideas for this theme include learning to hunt with a mentor, celebrating a grandchild's first harvest, gathering with friends at hunting camp, enjoying a wild turkey meal with family, soaking in a sunrise with a hunting partner, or any other aspect of turkey hunting that brings people together.

Submit your photos by November 1st using the form at <https://wdfw.wa.gov/hunting/regulations/spring-turkey-contest>

- Must show only legal activity (no baiting, no electronic decoys, appropriate hunter orange or pink in the fall, etc.).
- Must not have derogatory language or private advertising on clothing (e.g. private hunt clubs).
- Must not have hunting felony or any gross misdemeanor fish and wildlife convictions in the past three years.
- Must be print quality resolution (minimum 300dpi).
- Photo must be appropriate (minimal blood etc.).

Submit your photo using the form on the website and provide a background story for your photo (i.e., who, what, when, where, how).



Photo by Brandon Serpa

Washington Slam

The Washington Chapter of the National Wild Turkey Federation (NWTf) in cooperation with the Department of Fish and Wildlife is sponsoring brass pins in recognition of achieving the "Washington Slam."

THE CHALLENGE:

Harvest all 3 subspecies - Eastern, Merriam's, and Rio Grande. For the purposes of the "Washington Slam," subspecies are defined by county of harvest. **See the list of subspecies by county on page 2.**

TO RECEIVE YOUR WASHINGTON SLAM PIN:

1. Report your harvest online at <https://fishhunt.dfw.wa.gov/login> or by calling 360-902-2464.
2. Contact the Washington State Chapter of NWTf to complete and submit record forms.

NWTf WA State Chapter
Rich Reathaford
509-990-5599



Photo by Jillian Garrett

Single Season Award Winners (all 3 subspecies taken in a single season)

2019	2020	2021	2022	2023
Jason Bye Robert Morgan Gerry Loney Christopher Locke Bob Shaw	Travis Arnott Justin Door Sean Kiniston Bob Shaw Jason Bye (black powder shotgun)	Jason Bye (black powder shotgun) David Hoel (archery) Harold Holste Sean Kiniston Brad Richard Bob Shaw Blake Westman Ross Sharp	Jack Arnold Jason Bye (black powder shotgun) Estaban Calderon Alex Chaney Bonnie Loney	Jason Bye Alex Chaney Tyson Gray David Hoel Clay Hull William Hull Alan Poe Bob Shaw



Multiple Season Award Winners (all 3 subspecies taken in 2 or more seasons)

2019	2020	2021	2022	2023
Travis Arnott	Kelsey Byrd Alan Poe	No winners	Gerry Loney Alan Poe	Trace Edminster



Photo by Cody Murphy



JOIN THE NWTf

and help us conserve our wild places! With 88 cents of every dollar raised going toward important mission work, you can be confident your membership dollars are being spent wisely. With your membership purchase, you will receive a \$25 Bass Pro/Cabela's promo card to help you gear up for the outdoors.

Visit nwtf.org/membership or call 1-800-THE-NWTf and become a part of the team as we work to **Healthy Habitats. Healthy Harvests.**

Safe and Ethical Turkey Hunting

1. **Be sure of your target.** After you pull the trigger, it's too late.
2. **ALWAYS ask permission to hunt on private land.** Most land-owners are cooperative if you ask.
3. **Do not attempt to stalk a turkey.** That gobbler you're stalking may be another hunter.
4. **Unless absolutely necessary, don't use a gobbler call.** This call can be productive, but also very dangerous. Use this call when all else fails and then sparingly.
5. **Never wear any red, white, or blue clothes.** These are the colors of the gobbler's head, the primary target of the turkey hunter.
6. **Never presume what you hear is a turkey.** Many hunters are convincing callers.
7. **Select a calling site that gives at least 40 yards of vision in all directions and sit with your back to a large tree.**
8. **If another hunter is working a bird, don't spoil it by calling or spooking the bird.**
9. **Make sure that the gobbler is within sure range of the shot-gun and shoot only the neck and head.**
10. **Call out in a loud, clear voice if you see another hunter** (especially if they are close to your "line of sight").

For more information, see *The Basics of Turkey Hunting in Washington* at wdfw.wa.gov/publications/01803.



WITH A

FRIEND

EVERY OUTING IS AN

ADVENTURE

Bring a New Hunter!

2 Ways to Bring a Friend Turkey Hunting

- 1 **Hunter Education Course**
All first time hunters have to complete a **Hunter Education course** prior to purchasing their initial hunting license. They can take a traditional course or the online course. The online course also has a field skills evaluation requirement.
- 2 **Hunter Education Deferral**
If your friend has not completed Hunter Education, they can **apply for a one-year, once-in-a-lifetime Hunter Education Deferral** to try hunting before completing a Hunter Education course. They would have to be accompanied by someone **18 or over** that has held a **Washington hunting license for the previous three years**. They also cannot have failed a Hunter Education course in the last year.

Hunting Access

A true sportsman respects the land and demonstrates this respect and appreciation while in the field. Remember to obtain permission from the landowner before accessing their land to hunt or fish. While in the field, conduct yourself in a way

that will ensure a welcome to those who follow after you. The Discover Pass provides access to state recreation lands and can be purchased online at discoverpass.wa.gov, by phone at (866) 320-9933, or in person wherever hunting licenses are sold.

You'll receive a complimentary Vehicle Access Pass for WDFW lands when you purchase an annual hunting license. More information on hunting access is available at wdfw.wa.gov/hunting/locations.

WDFW Private Lands Program

See back cover for more information

Hunting and fishing is an integral part of our culture offering opportunities for families to connect with nature. With more than half of Washington's land in private ownership, finding quality places to hunt or fish on private land can be a challenge. Providing more opportunity is critical to recruitment and retention of hunters and anglers supporting Washington's heritage and traditions.

Since 1948, Washington Department of Fish and Wildlife (WDFW) has been working with private landowners willing to allow public hunting access on their land. Today, Private Lands staff are located throughout the state working to develop landowner relationships and provide assistance and incentives to increase public access opportunities on private lands. Statewide, there are more than 500 private

landowners and over 1.8 million acres enrolled in public access and habitat development agreements under the the Private Lands Program.

The Private Lands Access Program is currently accepting property enrollment for hunting, fishing and wildlife viewing types of recreational access. Program staff work with a variety of landowners owning small to large acres of agricultural farmland, idle land, small forest, private industrial timberland and/or wetland/water access sites. WDFW offers four different types of access agreements to landowners; Feel Free to Hunt, Hunt by Reservation, Register to Hunt and Hunt by Written Permission. To find specific private lands enrolled in any of these programs, please visit our private lands access website at wdfw.wa.gov/private_lands.



Tips for Hunting on Private Land

1. **Respect** private property and landowners.
2. **Ask for permission** well in advance of the season and make a good first impression.
3. **Offer assistance** to a landowner (e.g., fixing fences, cutting firewood, picking up trash etc.).
4. **Give** the landowner **your information** (full name, cell phone number, vehicle information etc.).
5. **Pack out all garbage** — leave no trace.
6. **Leave gates** how you **found them**.
7. **Do not drive through fields** or private property unless you have permission from the landowner.
8. **Know** the property **boundaries**. Do not trespass.
9. **Remove** all parts of any **harvested game**, unless instructed otherwise by the landowner.
10. **Be aware** of all buildings, equipment and livestock.
11. **Thank the landowner** for providing access.
12. **Always remember** — **hunting on private land is a privilege — NOT a right.**

COLVILLE WILD TURKEY DAZE

April 15 to
May 31

Youth Hunt Under 16
April 1-7
First Tag free for Youth



WILD TURKEY CAPITAL OF WASHINGTON

Turkey Hunting Location Map!

**Want to hunt turkeys but don't know where to go?
Go to www.mapmet.com and find a spot!**

The maps, which you can download into Google Earth or use as a stand-alone, display areas on public land that offer good opportunities for finding turkeys during the spring hunting season.

Respect private property: Do not trespass on private land without the landowner's permission. The site was built in cooperation with all public land wildlife biologists in Stevens, Ferry and Pend Oreille Counties.

All of these areas are open to public hunting. Some of the areas border private land and the owners might or might not allow hunting.

Hunters can go to www.colvillechamberofcommerce.com for information on accommodations, sporting goods and supplies, restaurants, family events, current weather conditions and guide services.

For more information: Colville Chamber of Commerce
986 S. Main St., Ste. B
509-684-5973



www.colvillechamberofcommerce.com

Private Lands Access Program



Washington Department of
FISH & WILDLIFE

Find enrolled properties online at: https://privatelands.wdfw.wa.gov/private_land/



Hunt by Written Permission – This includes private lands where a landowner or organization voluntarily open their land to public hunting on a contact-for-permission basis. Hunt by Written Permission requires the hunter to contact the Landowner and meet in person to obtain written permission to hunt that property. Written permission is validated by the possession of a written slip, provided to the hunter by the landowner. The Department provides these slips to the landowner at no cost. The Hunt by Written Permission program allows for the greatest flexibility for landowners and is our most widely used access program.



Hunt by Reservation – This component of the private lands program launched in 2013. It is attractive to many landowners and organizations because it allows access to specific reservation and hunter information via a landowner portal. The Hunt by Reservation program is managed through an online registration system where hunters create an account in order to reserve available properties. The Hunt by Reservation program allows landowners to manage hunting on their lands, without direct contact with hunters.



Feel Free to Hunt – This includes private lands where the Department has a management agreement with the landowner or organization to provide public access for hunting with minimal restrictions. This type of agreement provides the most open and unrestricted type of access for the public. Many Feel Free to Hunt properties house a wide variety of small game and big game species and provide ample hunting opportunity.



Register to Hunt – This includes private lands where the Department has a management agreement with the landowner or organization to regulate hunting access by on-site registration. Hunters are required to sign in using a registration slip found near the designated parking area. Parking is usually limited for these properties, to limit the number of hunters.

